



8/17/22 . 10:55A m
— FILED —
Terri Berry, County Clerk
Gaines County, Texas
BY *[Signature]*
Deputy

COUNTY OF GAINES

BUDGET
FISCAL YEAR 2023

COUNTY JUDGE
TOM KEYES

COUNTY AUDITOR
ESMERALDA FELAN

COUNTY COMMISSIONERS

PRECINCT NO. 1 BRIAN ROSSON	PRECINCT NO. 3 DAVID MURPHREE
PRECINCT NO. 2 CRAIG BELT	PRECINCT NO. 4 BIZ HOUSTON

**TABLE OF CONTENTS
GAINES COUNTY, TEXAS**

FOR FISCAL YEAR OCTOBER 1, 2022 TO SEPTEMBER 30, 2023

SB 656 Required Coversheet-----	I
Letter of Transmittal-----	II
Budget Certificate-----	III
Property Values & Ad Valorem Tax Revenue Estimation Budget Year FY 2023-----	IV
Order Setting the 2023 Property Tax Rate and Worksheets (19 pages)-----	V
2023 Holiday Schedule -----	VI
Salary Allowance per Department, Beginning Salaries Full & Part time, policies, etc. (11 pages)-----	VII
Longevity Policy & Schedule by Department (7 pages) -----	VIII
TCDRS Retirement Summary Report (2 pages) -----	IX
Cellular Phone Allowance Policy and Allowance Listing (6 pages) -----	X
Authorized Capital & Non-Capital Equipment Purchases -----	XI

Fund Budgets

General Fund:

Receipts -----	1
County Judge & Commissioners Court-----	4
District Clerk -----	5
County Clerk -----	6
Tax Assessor-Collector-----	7
Appraisal Service-----	8
County Attorney -----	9
County Treasurer -----	10
County Auditor -----	11
Constable 1 -----	12
District Court-----	13
Probation Officer -----	14
County Court-----	15
Lunacy -----	16
Justice Court 1 -----	17
Sheriff -----	18
Justice Court 2 -----	20
DPS-Department of Public Safety -----	21
Libraries-----	22
Parks-----	23
Ball Park & Rodeo Arenas-----	24

Fund Budgets (Continued)

Donations Fund-----	85
American Rescue Plan Fund -----	87
Airport Fund -----	89
Memorial Cemetery Fund -----	91
RPF—Records & Preservation Fund (County Clerk)-----	93
Workers' Compensation Fund -----	95
Courthouse Security Fund -----	97
Records Management Fund -----	99
911 Addressing Fund-----	101
Court Reporter Service Fund-----	103
County & District Court Technology Fund-----	105
Judicial Supplement Fund -----	107
District Clerk Record Preservation Fund-----	109
Higginbotham Comm. Center Fund-----	111
Loop Water System Grant -----	113
Seagraves Walking Park -----	115
Indigent Defense Grant-----	117
Golf Course Fund-----	119
RAF—Records Archive – County Clerk-----	123
RMF—District Clerk Record Management -----	125
Unclaimed Capital Credits Fund -----	127
Wal-Mart Grant Fund -----	129
Unclaimed Property Fund -----	131
JCT—Justice Court Technology Fund -----	133
JCBS—Justice Court Building Security Fund -----	135
Jury Service Fund -----	137
Appellate Judicial Fund-----	139
County Child Abuse Prevention Fund-----	141
Family Protection Fund -----	143
Disaster Recovery Fund-----	145
Election Fund -----	147
Fire Truck Fund -----	149
Sheriff Commissary Fund -----	151
Capital Projects Fund-----	153
Texas Vine Grant Fund -----	155

"This budget will raise more revenue from property taxes than last year's budget by an amount of \$2,762,254.00, which is a 14.71% increase from last year's budget. The property tax revenue to be raised from new property added to the tax roll this year is $(53,902,952/100) \times \$0.494764 = \$266,692.00$."

(1) The record vote of each member of the commissioners' court by name voting on the adoption of the budget.

Judge Tom Keyes	Yea <input checked="" type="checkbox"/>	Nay <input type="checkbox"/>	
Comm. Brian Rosson	Yea <input checked="" type="checkbox"/>	Nay <input type="checkbox"/>	
Comm. Craig Belt	Yea <input type="checkbox"/>	Nay <input type="checkbox"/>	<i>Absent</i>
Comm. David Murphree	Yea <input checked="" type="checkbox"/>	Nay <input type="checkbox"/>	
Comm. Biz Houston	Yea <input checked="" type="checkbox"/>	Nay <input type="checkbox"/>	

	FY 2022	FY 2023
The property tax rate	.605924	.494764
The No-New-Revenue tax rate	.622068	.432746
The No New Revenue maintenance and operations tax rate	.605924	.494764
The Voter-Approval tax rate	.643870	.545982
The debt rate	.000000	.000000
The total amount of county debt obligations	.000000	.000000

August 17, 2022

To: County Commissioners
Citizens of the County of Gaines


Submitted herewith is the budget for the County of Gaines for fiscal year 2023 which begins October 1, 2022 and ends September 30, 2023. This budget was adopted by the Commissioners Court on August 17, 2022.

Although there are over 40 funds contained within this budget, almost all are restricted use funds and will not be discussed in this letter. They are funded by fees and other mechanisms governed by statute or court order. Five funds contain the principle maintenance and operations (M&O) budgets for the county. They are the General Fund budget and the four Farm to Market Precinct Fund budgets. These five M&O expenditure budgets receive tax dollars of about 21.55 million dollars. There is an approximate 14.71% increase in the tax levy to support these funds. Ad valorem taxation accounts for 92% of the revenue required to fund the General Fund and 92% to fund the Road and Bridge Precinct Budgets. The remaining amount of revenue available to these funds will come from fund balance, fines, fees, court costs, other local sources and state payments.


The General Fund Tax Rate is 34.7582 cents per \$100.00 valuation and the Farm to Market Fund tax rate is 14.7182 cents per \$100.00 valuation making the total tax rate for these funds 49.4764 cents per 100 dollars of assessed valuation; an increase in the tax rate of 6.2018 cents per hundred \$100.00 of valuation with an increase in tax revenue required from the prior year. It is important to note that the assessed valuations increased 40.81% almost entirely from minerals. Finally, Gaines County has no long term outstanding debt.

There is detailed information on the budget, including comparisons with previous years, contained within this book. The budget is controlled and amended by the court when needed on a line item basis and all fund balances are considered a part of the budget as undesignated/unrestricted reserves. The budget book also includes the salary schedule and various policies, including the cellular telephone allowance policy. The Commissioners' Court reviewed and approved all of these documents for the 2023 budget year. We will be pleased to answer any questions you may have.

Respectfully submitted,



Tom N. Keyes, County Judge



Esmeralda Felan, County Auditor


BUDGET CERTIFICATE

Fiscal Year 2023 Budget of the County of Gaines, Texas
Budget Year of October 1, 2022 to September 30, 2023


August 17, 2022

THE STATE OF TEXAS
COUNTY OF GAINES

We, Tom N. Keyes, County Judge and Esmeralda Felan, County Auditor of the County of Gaines, Texas, do hereby certify that the attached budget is a true and correct copy of the budget of Gaines County, Texas as passed and approved by the Commissioners Court of said county on the 17th day of August, 2022.



County Judge



County Auditor

COUNTY OF GAINES
PROPERTY VALUES AND AD VALOREM TAX REVENUE ESTIMATION
FOR TAX YEAR 2022/FISCAL YEAR 2023

Tax Year 2022 Certified Tax Base (General Fund)	\$ 4,453,628,209
Tax Year 2022 (Flood Control/Lateral Road)	\$ 4,445,802,974

	General Fund	Farm to Market & Lateral Road
Adopted TAX YEAR 2022/FY 2023 Tax Rates.....	\$0.347582	\$0.147182
Estimated Ad Valorem Taxes to be Levied.....	\$15,480,000	\$6,543,408
Total Ad Valorem Taxes to be Levied (sum of the taxes to be levied).....		\$22,023,408
Less: Allowance for discounts/ Estimated Uncollectible Taxes, 2023 Budget Year Levy ...		_(\$472,200)
Budget Assumption of Cash Collections of Ad Valorem Taxes, 2023 Budget Year.....		\$21,551,208

	<u>Tax Rate</u>	<u>% of Total Tax Rate</u>
General Fund Tax Rate	\$0.347582	70.2521%
FC/LR Tax Rate	\$0.147182	29.7479%
Total Tax Rate	\$0.494764	100.00%

V

**ORDER SETTING THE TAX YEAR 2022/FY 2023
PROPERTY TAX RATE
for
GAINES COUNTY, TEXAS**

Whereas, the Gaines County Commissioners Court has voted to set the tax revenue levy for Tax Year 2022/FY2023 in order to provide funds with which to meet the budget requirements of the County.

THIS TAX RATE WILL RAISE MORE TAXES FOR MAINTENANCE AND OPERATIONS THAN LAST YEAR'S TAX RATE. THE TAX RATE WILL EFFECTIVELY BE INCREASED BY 14.71 PERCENT AND WILL INCREASE TAXES FOR MAINTENANCE AND OPERATIONS ON A \$100,000 HOME BY APPROXIMATELY \$62.00: therefore;

BE IT ORDERED BY THE COMMISSIONERS COURT ON AUGUST 17th, 2022:

1. That the levy for Tax Year 2022/Fiscal Year 2023 is an ad valorem tax of \$0.494764 per \$100 assessed valuation on all taxable property within the county.


This tax rate is hereby adopted in the following components:

General Fund Maintenance and Operation Tax Rate	<u>\$0.347582</u>
FC/ Lateral Road Maintenance and Operation Tax Rate	<u>\$0.147182</u>
TAX YEAR 2022/FY 2023 Total Ad Valorem Tax Rate	<u>\$0.494764</u>

Court Members Voting Aye:




Judge Tom N. Keyes



Commissioner Brian Rosson

Commissioner Craig Belt



Commissioner David Murphree



Commissioner Biz Houston

Court Members Voting Nay:

Judge Tom N. Keyes

Commissioner Brian Rosson

Commissioner Craig Belt

Commissioner David Murphree

Commissioner Biz Houston

Absent

ATTEST: 

County Clerk Terri Berry

2022 Tax Rate Calculation Worksheet

Taxing Units Other Than School Districts or Water Districts

Form 50-856

GAINES COUNTY

(432) 758-5411

Taxing Unit Name

Phone (area code and number)

PO BOX 847, Seminole, 79360

www.co.gaines.tx.us

Taxing Unit's Address, City, State, ZIP Code

Taxing Unit's Website Address

GENERAL INFORMATION: Tax Code Section 26.04(c) requires an officer or employee designated by the governing body to calculate the no-new-revenue (NNR) tax rate and voter-approval tax rate for the taxing unit. These tax rates are expressed in dollars per \$100 of taxable value calculated. The calculation process starts after the chief appraiser delivers to the taxing unit the certified appraisal roll and the estimated values of properties under protest. The designated officer or employee shall certify that the officer or employee has accurately calculated the tax rates and used values shown for the certified appraisal roll or certified estimate. The officer or employee submits the rates to the governing body by Aug. 7 or as soon thereafter as practicable.

School districts do not use this form, but instead use Comptroller Form 50-859 *Tax Rate Calculation Worksheet, School District without Chapter 313 Agreements* or Comptroller Form 50-884 *Tax Rate Calculation Worksheet, School District with Chapter 313 Agreements*.

Water districts as defined under Water Code Section 49.001(1) do not use this form, but instead use Comptroller Form 50-858 *Water District Voter-Approval Tax Rate Worksheet for Low Tax Rate and Developing Districts* or Comptroller Form 50-860 *Developed Water District Voter-Approval Tax Rate Worksheet*.

The Comptroller's office provides this worksheet to assist taxing units in determining tax rates. The information provided in this worksheet is offered as technical assistance and not legal advice. Taxing units should consult legal counsel for interpretations of law regarding tax rate preparation and adoption.

SECTION 1: No-New-Revenue Tax Rate

The NNR tax rate enables the public to evaluate the relationship between taxes for the prior year and for the current year based on a tax rate that would produce the same amount of taxes (no new taxes) if applied to the same properties that are taxed in both years. When appraisal values increase, the NNR tax rate should decrease.

The NNR tax rate for a county is the sum of the NNR tax rates calculated for each type of tax the county levies.

While uncommon, it is possible for a taxing unit to provide an exemption for only maintenance and operations taxes. In this case, the taxing unit will need to calculate the NNR tax rate separately for the maintenance and operations tax and the debt tax, then add the two components together.

Line	No-New-Revenue Tax Rate Worksheet	Amount/Rate
1.	2021 total taxable value. Enter the amount of 2021 taxable value on the 2021 tax roll today. Include any adjustments since last year's certification; exclude Tax Code Section 25.25(d) one-fourth and one-third over-appraisal corrections from these adjustments. Exclude any property value subject to an appeal under Chapter 42 as of July 25 (will add undisputed value in Line 6). This total includes the taxable value of homesteads with tax ceilings (will deduct in Line 2) and the captured value for tax increment financing (adjustment is made by deducting TIF taxes, as reflected in Line 17). ¹	\$ 3,238,398,719
2.	2021 tax ceilings. Counties, cities and junior college districts. Enter 2021 total taxable value of homesteads with tax ceilings. These include the homesteads of homeowners age 65 or older or disabled. Other taxing units enter 0. If your taxing unit adopted the tax ceiling provision in 2021 or a prior year for homeowners age 65 or older or disabled, use this step. ²	\$ 83,574,655
3.	Preliminary 2021 adjusted taxable value. Subtract Line 2 from Line 1.	\$ 3,154,824,064
4.	2021 total adopted tax rate.	\$ 0.426836/\$100
5.	2021 taxable value lost because court appeals of ARB decisions reduced 2021 appraised value.	
	A. Original 2021 ARB values:.....	\$ 0
	B. 2021 values resulting from final court decisions:.....	-\$ 0
	C. 2021 value loss. Subtract B from A. ³	\$ 0
6.	2021 taxable value subject to an appeal under Chapter 42, as of July 25.	
	A. 2021 ARB certified value:.....	\$ 0
	B. 2021 disputed value:.....	-\$ 0
	C. 2021 undisputed value. Subtract B from A. ⁴	\$ 0
7.	2021 Chapter 42 related adjusted values. Add Line 5C and Line 6C.	\$ 0

¹ Tex. Tax Code § 26.012(14)
² Tex. Tax Code § 26.012(14)
³ Tex. Tax Code § 26.012(13)
⁴ Tex. Tax Code § 26.012(13)

Line	No-New-Revenue Tax Rate Worksheet	Amount/Rate
8.	2021 taxable value, adjusted for actual and potential court-ordered adjustments. Add Line 3 and Line 7.	\$ 3,154,824,064
9.	2021 taxable value of property in territory the taxing unit deannexed after Jan. 1, 2021. Enter the 2021 value of property in deannexed territory. ⁵	\$ 0
10.	2021 taxable value lost because property first qualified for an exemption in 2022. If the taxing unit increased an original exemption, use the difference between the original exempted amount and the increased exempted amount. Do not include value lost due to freeport, goods-in-transit, temporary disaster exemptions. Note that lowering the amount or percentage of an existing exemption in 2022 does not create a new exemption or reduce taxable value.	
	A. Absolute exemptions. Use 2021 market value:.....	\$ 561,704
	B. Partial exemptions. 2022 exemption amount or 2022 percentage exemption times 2021 value:.....	+ \$ 11,976,837
	C. Value loss. Add A and B. ⁶	\$ 12,538,541
11.	2021 taxable value lost because property first qualified for agricultural appraisal (1-d or 1-d-1), timber appraisal, recreational/scenic appraisal or public access airport special appraisal in 2022. Use only properties that qualified in 2022 for the first time; do not use properties that qualified in 2021.	
	A. 2021 market value:	\$ 0
	B. 2022 productivity or special appraised value:	- \$ 0
	C. Value loss. Subtract B from A. ⁷	\$ 0
12.	Total adjustments for lost value. Add Lines 9, 10C and 11C.	\$ 12,538,541
13.	2021 captured value of property in a TIF. Enter the total value of 2021 captured appraised value of property taxable by a taxing unit in a tax increment financing zone for which 2021 taxes were deposited into the tax increment fund. ⁸ If the taxing unit has no captured appraised value in line 18D, enter 0.	\$ 0
14.	2021 total value. Subtract Line 12 and Line 13 from Line 8.	\$ 3,142,285,523
15.	Adjusted 2021 total levy. Multiply Line 4 by Line 14 and divide by \$100.	\$ 13,412,405
16.	Taxes refunded for years preceding tax year 2021. Enter the amount of taxes refunded by the taxing unit for tax years preceding tax year 2021. Types of refunds include court decisions, Tax Code Section 25.25(b) and (c) corrections and Tax Code Section 31.11 payment errors. Do not include refunds for tax year 2021. This line applies only to tax years preceding tax year 2021. ⁹	\$ 3,931
17.	Adjusted 2021 levy with refunds and TIF adjustment. Add Lines 15 and 16. ¹⁰	\$ 13,416,336
18.	Total 2022 taxable value on the 2022 certified appraisal roll today. This value includes only certified values or certified estimate of values and includes the total taxable value of homesteads with tax ceilings (will deduct in Line 20). These homesteads include homeowners age 65 or older or disabled. ¹¹	
	A. Certified values:	\$ 4,541,470,465
	B. Counties: Include railroad rolling stock values certified by the Comptroller's office:.....	+ \$ 53,033
	C. Pollution control and energy storage system exemption: Deduct the value of property exempted for the current tax year for the first time as pollution control or energy storage system property:.....	- \$ 0
	D. Tax increment financing: Deduct the 2022 captured appraised value of property taxable by a taxing unit in a tax increment financing zone for which the 2022 taxes will be deposited into the tax increment fund. Do not include any new property value that will be included in Line 23 below. ¹²	- \$ 0
	E. Total 2022 value. Add A and B, then subtract C and D.	\$ 4,541,523,498

⁵ Tex. Tax Code § 26.012(15)
⁶ Tex. Tax Code § 26.012(15)
⁷ Tex. Tax Code § 26.012(15)
⁸ Tex. Tax Code § 26.03(c)
⁹ Tex. Tax Code § 26.012(13)
¹⁰ Tex. Tax Code § 26.012(13)
¹¹ Tex. Tax Code § 26.012, 26.04(c-2)
¹² Tex. Tax Code § 26.03(c)

Line	No-New-Revenue Tax Rate Worksheet	Amount/Rate
19.	Total value of properties under protest or not included on certified appraisal roll. ¹³	
A.	2022 taxable value of properties under protest. The chief appraiser certifies a list of properties still under ARB protest. The list shows the appraisal district's value and the taxpayer's claimed value, if any, or an estimate of the value if the taxpayer wins. For each of the properties under protest, use the lowest of these values. Enter the total value under protest. ¹⁴	\$ 0
B.	2022 value of properties not under protest or included on certified appraisal roll. The chief appraiser gives taxing units a list of those taxable properties that the chief appraiser knows about but are not included in the appraisal roll certification. These properties also are not on the list of properties that are still under protest. On this list of properties, the chief appraiser includes the market value, appraised value and exemptions for the preceding year and a reasonable estimate of the market value, appraised value and exemptions for the current year. Use the lower market, appraised or taxable value (as appropriate). Enter the total value of property not on the certified roll. ¹⁵	+ \$ 0
C.	Total value under protest or not certified. Add A and B.	\$ 0
20.	2022 tax ceilings. Counties, cities and junior colleges enter 2022 total taxable value of homesteads with tax ceilings. These include the homesteads of homeowners age 65 or older or disabled. Other taxing units enter 0. If your taxing unit adopted the tax ceiling provision in 2021 or a prior year for homeowners age 65 or older or disabled, use this step. ¹⁶	\$ 87,842,256
21.	2022 total taxable value. Add Lines 18E and 19C. Subtract Line 20. ¹⁷	\$ 4,453,681,242
22.	Total 2022 taxable value of properties in territory annexed after Jan. 1, 2021. Include both real and personal property. Enter the 2022 value of property in territory annexed. ¹⁸	\$ 0
23.	Total 2022 taxable value of new improvements and new personal property located in new improvements. New means the item was not on the appraisal roll in 2021. An improvement is a building, structure, fixture or fence erected on or affixed to land. New additions to existing improvements may be included if the appraised value can be determined. New personal property in a new improvement must have been brought into the taxing unit after Jan. 1, 2021 and be located in a new improvement. New improvements do include property on which a tax abatement agreement has expired for 2022. ¹⁹	\$ 53,902,952
24.	Total adjustments to the 2022 taxable value. Add Lines 22 and 23.	\$ 53,902,952
25.	Adjusted 2022 taxable value. Subtract Line 24 from Line 21.	\$ 4,399,778,290
26.	2022 NNR tax rate. Divide Line 17 by Line 25 and multiply by \$100. ²⁰	\$ 0.304932 /\$100
27.	COUNTIES ONLY. Add together the NNR tax rates for each type of tax the county levies. The total is the 2022 county NNR tax rate. ²¹	\$ 0.432746 /\$100

SECTION 2: Voter-Approval Tax Rate

The voter-approval tax rate is the highest tax rate that a taxing unit may adopt without holding an election to seek voter approval of the rate. The voter-approval tax rate is split into two separate rates:

- Maintenance and Operations (M&O) Tax Rate:** The M&O portion is the tax rate that is needed to raise the same amount of taxes that the taxing unit levied in the prior year plus the applicable percentage allowed by law. This rate accounts for such things as salaries, utilities and day-to-day operations.
- Debt Rate:** The debt rate includes the debt service necessary to pay the taxing unit's debt payments in the coming year. This rate accounts for principal and interest on bonds and other debt secured by property tax revenue.

The voter-approval tax rate for a county is the sum of the voter-approval tax rates calculated for each type of tax the county levies. In most cases the voter-approval tax rate exceeds the no-new-revenue tax rate, but occasionally decreases in a taxing unit's debt service will cause the NNR tax rate to be higher than the voter-approval tax rate.

Line	Voter-Approval Tax Rate Worksheet	Amount/Rate
28.	2021 M&O tax rate. Enter the 2021 M&O tax rate.	\$ 0.425836 /\$100
29.	2021 taxable value, adjusted for actual and potential court-ordered adjustments. Enter the amount in Line 8 of the <i>No-New-Revenue Tax Rate Worksheet</i> .	\$ 3,154,824,064

¹³ Tex. Tax Code § 26.01(c) and (d)
¹⁴ Tex. Tax Code § 26.01(c)
¹⁵ Tex. Tax Code § 26.01(d)
¹⁶ Tex. Tax Code § 26.012(6)(B)
¹⁷ Tex. Tax Code § 26.012(6)
¹⁸ Tex. Tax Code § 26.012(17)
¹⁹ Tex. Tax Code § 26.012(17)
²⁰ Tex. Tax Code § 26.04(c)
²¹ Tex. Tax Code § 26.04(d)

Line **Voter-Approval Tax Rate Worksheet** **Amount/Rate**

30. Total 2021 M&O levy. Multiply Line 28 by Line 29 and divide by \$100	\$ 13,465,924
31. Adjusted 2021 levy for calculating NNR M&O rate.	
A. M&O taxes refunded for years preceding tax year 2021. Enter the amount of M&O taxes refunded in the preceding year for taxes before that year. Types of refunds include court decisions, Tax Code Section 25.25(b) and (c) corrections and Tax Code Section 31.11 payment errors. Do not include refunds for tax year 2021. This line applies only to tax years preceding tax year 2021. + \$	3,931
B. 2021 taxes in TIF. Enter the amount of taxes paid into the tax increment fund for a reinvestment zone as agreed by the taxing unit. If the taxing unit has no 2022 captured appraised value in Line 18D, enter 0. - \$	0
C. 2021 transferred function. If discontinuing all of a department, function or activity and transferring it to another taxing unit by written contract, enter the amount spent by the taxing unit discontinuing the function in the 12 months preceding the month of this calculation. If the taxing unit did not operate this function for this 12-month period, use the amount spent in the last full fiscal year in which the taxing unit operated the function. The taxing unit discontinuing the function will subtract this amount in D below. The taxing unit receiving the function will add this amount in D below. Other taxing units enter 0. +/- \$	0
D. 2021 M&O levy adjustments. Subtract B from A. For taxing unit with C, subtract if discontinuing function and add if receiving function. \$	3,931
E. Add Line 30 to 31D.	\$ 13,469,855
32. Adjusted 2022 taxable value. Enter the amount in Line 25 of the <i>No-New-Revenue Tax Rate Worksheet</i> .	\$ 4,399,778,290
33. 2022 NNR M&O rate (unadjusted). Divide Line 31E by Line 32 and multiply by \$100.	\$ 0.306148 /\$100
34. Rate adjustment for state criminal justice mandate.²³	
A. 2022 state criminal justice mandate. Enter the amount spent by a county in the previous 12 months providing for the maintenance and operation cost of keeping inmates in county-paid facilities after they have been sentenced. Do not include any state reimbursement received by the county for the same purpose. \$	38,096
B. 2021 state criminal justice mandate. Enter the amount spent by a county in the 12 months prior to the previous 12 months providing for the maintenance and operation cost of keeping inmates in county-paid facilities after they have been sentenced. Do not include any state reimbursement received by the county for the same purpose. Enter zero if this is the first time the mandate applies. - \$	0
C. Subtract B from A and divide by Line 32 and multiply by \$100.	\$ 0.000865 /\$100
D. Enter the rate calculated in C. If not applicable, enter 0.	\$ 0.000865 /\$100
35. Rate adjustment for indigent health care expenditures.²⁴	
A. 2022 indigent health care expenditures. Enter the amount paid by a taxing unit providing for the maintenance and operation cost of providing indigent health care for the period beginning on July 1, 2021 and ending on June 30, 2022, less any state assistance received for the same purpose. \$	402,245
B. 2021 indigent health care expenditures. Enter the amount paid by a taxing unit providing for the maintenance and operation cost of providing indigent health care for the period beginning on July 1, 2020 and ending on June 30, 2021, less any state assistance received for the same purpose. - \$	152,327
C. Subtract B from A and divide by Line 32 and multiply by \$100.	\$ 0.005680 /\$100
D. Enter the rate calculated in C. If not applicable, enter 0.	\$ 0.005680 /\$100

²³ (Reserved for expansion)
²⁴ Tex. Tax Code § 26.044
²⁵ Tex. Tax Code § 26.0441

Line	Voter-Approval Tax Rate Worksheet	Amount/Rate
36. Rate adjustment for county indigent defense compensation. ²⁵		
A. 2022 indigent defense compensation expenditures. Enter the amount paid by a county to provide appointed counsel for indigent individuals for the period beginning on July 1, 2021 and ending on June 30, 2022, less any state grants received by the county for the same purpose.....	\$ <u>45,139</u>	
B. 2021 indigent defense compensation expenditures. Enter the amount paid by a county to provide appointed counsel for indigent individuals for the period beginning on July 1, 2020 and ending on June 30, 2021, less any state grants received by the county for the same purpose.	\$ <u>50,612</u>	
C. Subtract B from A and divide by Line 32 and multiply by \$100.....	\$ <u>-0.000124</u> /\$100	
D. Multiply B by 0.05 and divide by Line 32 and multiply by \$100.....	\$ <u>0.000057</u> /\$100	
E. Enter the lesser of C and D. If not applicable, enter 0.		\$ <u>-0.000124</u> /\$100
37. Rate adjustment for county hospital expenditures. ²⁶		
A. 2022 eligible county hospital expenditures. Enter the amount paid by the county or municipality to maintain and operate an eligible county hospital for the period beginning on July 1, 2021 and ending on June 30, 2022.	\$ <u>0</u>	
B. 2021 eligible county hospital expenditures. Enter the amount paid by the county or municipality to maintain and operate an eligible county hospital for the period beginning on July 1, 2020 and ending on June 30, 2021.	\$ <u>0</u>	
C. Subtract B from A and divide by Line 32 and multiply by \$100.....	\$ <u>0.000000</u> /\$100	
D. Multiply B by 0.08 and divide by Line 32 and multiply by \$100.....	\$ <u>0.000000</u> /\$100	
E. Enter the lesser of C and D, if applicable. If not applicable, enter 0.		\$ <u>0.000000</u> /\$100
38. Rate adjustment for defunding municipality. This adjustment only applies to a municipality that is considered to be a defunding municipality for the current tax year under Chapter 109, Local Government Code. Chapter 109, Local Government Code only applies to municipalities with a population of more than 250,000 and includes a written determination by the Office of the Governor. See Tax Code 26.0444 for more information.		
A. Amount appropriated for public safety in 2021. Enter the amount of money appropriated for public safety in the budget adopted by the municipality for the preceding fiscal year	\$ <u>0</u>	
B. Expenditures for public safety in 2021. Enter the amount of money spent by the municipality for public safety during the preceding fiscal year	\$ <u>0</u>	
C. Subtract B from A and divide by Line 32 and multiply by \$100	\$ <u>0.000000</u> /\$100	
D. Enter the rate calculated in C. If not applicable, enter 0.		\$ <u>0.000000</u> /\$100
39. Adjusted 2022 NNR M&O rate. Add Lines 33, 34D, 35D, 36E, and 37E. Subtract Line 38D.		\$ <u>0.312569</u> /\$100
40. Adjustment for 2021 sales tax specifically to reduce property taxes. Cities, counties and hospital districts that collected and spent additional sales tax on M&O expenses in 2021 should complete this line. These entities will deduct the sales tax gain rate for 2022 in Section 3. Other taxing units, enter zero.		
A. Enter the amount of additional sales tax collected and spent on M&O expenses in 2021, if any. Counties must exclude any amount that was spent for economic development grants from the amount of sales tax spent	\$ <u>0</u>	
B. Divide Line 40A by Line 32 and multiply by \$100	\$ <u>0.000000</u> /\$100	
C. Add Line 40B to Line 39.		\$ <u>0.312569</u> /\$100
41. 2022 voter-approval M&O rate. Enter the rate as calculated by the appropriate scenario below.		\$ <u>0.323508</u> /\$100
Special Taxing Unit. If the taxing unit qualifies as a special taxing unit, multiply Line 40C by 1.08.		
- or -		
Other Taxing Unit. If the taxing unit does not qualify as a special taxing unit, multiply Line 40C by 1.035.		

²⁵ Tex. Tax Code § 26.0442
²⁶ Tex. Tax Code § 26.0443

Line	Voter-Approval Tax Rate Worksheet	Amount/Rate
D41.	<p>Disaster Line 41 (D41): 2022 voter-approval M&O rate for taxing unit affected by disaster declaration. If the taxing unit is located in an area declared a disaster area and at least one person is granted an exemption under Tax Code Section 11.35 for property located in the taxing unit, the governing body may direct the person calculating the voter-approval tax rate to calculate in the manner provided for a special taxing unit. The taxing unit shall continue to calculate the voter-approval tax rate in this manner until the earlier of</p> <p>1) the first year in which total taxable value on the certified appraisal roll exceeds the total taxable value of the tax year in which the disaster occurred, or</p> <p>2) the third tax year after the tax year in which the disaster occurred</p> <p>If the taxing unit qualifies under this scenario, multiply Line 40C by 1.08. ²⁷ If the taxing unit does not qualify, do not complete Disaster Line 41 (Line D41).</p>	\$ 0.000000 /\$100
42.	<p>Total 2022 debt to be paid with property taxes and additional sales tax revenue. Debt means the interest and principal that will be paid on debts that:</p> <p>(1) are paid by property taxes,</p> <p>(2) are secured by property taxes,</p> <p>(3) are scheduled for payment over a period longer than one year, and</p> <p>(4) are not classified in the taxing unit’s budget as M&O expenses.</p> <p>A. Debt also includes contractual payments to other taxing units that have incurred debts on behalf of this taxing unit, if those debts meet the four conditions above. Include only amounts that will be paid from property tax revenue. Do not include appraisal district budget payments. If the governing body of a taxing unit authorized or agreed to authorize a bond, warrant, certificate of obligation, or other evidence of indebtedness on or after Sept. 1, 2022, verify if it meets the amended definition of debt before including it here. ²⁸</p> <p>Enter debt amount \$ <u>0</u></p> <p>B. Subtract unencumbered fund amount used to reduce total debt. - \$ <u>0</u></p> <p>C. Subtract certified amount spent from sales tax to reduce debt (enter zero if none) - \$ <u>0</u></p> <p>D. Subtract amount paid from other resources - \$ <u>0</u></p> <p>E. Adjusted debt. Subtract B, C and D from A. \$ <u>0</u></p>	
43.	Certified 2021 excess debt collections. Enter the amount certified by the collector. ²⁹	\$ <u>0</u>
44.	Adjusted 2022 debt. Subtract Line 43 from Line 42E.	\$ <u>0</u>
45.	<p>2022 anticipated collection rate.</p> <p>A. Enter the 2022 anticipated collection rate certified by the collector. ³⁰ <u>99.00</u> %</p> <p>B. Enter the 2021 actual collection rate. <u>99.00</u> %</p> <p>C. Enter the 2020 actual collection rate. <u>99.00</u> %</p> <p>D. Enter the 2019 actual collection rate. <u>99.00</u> %</p> <p>E. If the anticipated collection rate in A is lower than actual collection rates in B, C and D, enter the lowest collection rate from B, C and D. If the anticipated rate in A is higher than at least one of the rates in the prior three years, enter the rate from A. Note that the rate can be greater than 100%. ³¹</p>	<u>99.00</u> %
46.	2022 debt adjusted for collections. Divide Line 44 by Line 45E.	\$ <u>0</u>
47.	2022 total taxable value. Enter the amount on Line 21 of the <i>No-New-Revenue Tax Rate Worksheet</i> .	\$ 4,453,681,242
48.	2022 debt rate. Divide Line 46 by Line 47 and multiply by \$100.	\$ 0.000000 /\$100
49.	2022 voter-approval tax rate. Add Lines 41 and 48.	\$ 0.323508 /\$100
D49.	<p>Disaster Line 49 (D49): 2022 voter-approval tax rate for taxing unit affected by disaster declaration. Complete this line if the taxing unit calculated the voter-approval tax rate in the manner provided for a special taxing unit on Line D41. Add Line D41 and 48.</p>	\$ 0.000000 /\$100

²⁷ Tex. Tax Code § 26.042(a)
²⁸ Tex. Tax Code § 26.012(7)
²⁹ Tex. Tax Code § 26.012(10) and 26.04(b)
³⁰ Tex. Tax Code § 26.04(b)
³¹ Tex. Tax Code §§ 26.04(h), (h-1) and (h-2)

Line	Voter-Approval Tax Rate Worksheet	Amount/Rate
50.	COUNTIES ONLY. Add together the voter-approval tax rates for each type of tax the county levies. The total is the 2022 county voter-approval tax rate.	\$ <u>0.456352</u> /\$100

SECTION 3: NNR Tax Rate and Voter-Approval Tax Rate Adjustments for Additional Sales Tax to Reduce Property Taxes Not Applicable

Cities, counties and hospital districts may levy a sales tax specifically to reduce property taxes. Local voters by election must approve imposing or abolishing the additional sales tax. If approved, the taxing unit must reduce its NNR and voter-approval tax rates to offset the expected sales tax revenue.

This section should only be completed by a county, city or hospital district that is required to adjust its NNR tax rate and/or voter-approval tax rate because it adopted the additional sales tax.

Line	Additional Sales and Use Tax Worksheet	Amount/Rate
51.	Taxable Sales. For taxing units that adopted the sales tax in November 2021 or May 2022, enter the Comptroller's estimate of taxable sales for the previous four quarters. ³² Estimates of taxable sales may be obtained through the Comptroller's Allocation Historical Summary webpage. Taxing units that adopted the sales tax before November 2021, enter 0.	\$ <u>0</u>
52.	Estimated sales tax revenue. Counties exclude any amount that is or will be spent for economic development grants from the amount of estimated sales tax revenue. ³³ Taxing units that adopted the sales tax in November 2021 or in May 2022. Multiply the amount on Line 51 by the sales tax rate (.01, .005 or .0025, as applicable) and multiply the result by .95. ³⁴ - or - Taxing units that adopted the sales tax before November 2021. Enter the sales tax revenue for the previous four quarters. Do not multiply by .95.	\$ <u>0</u>
53.	2022 total taxable value. Enter the amount from Line 21 of the <i>No-New-Revenue Tax Rate Worksheet</i> .	\$ <u>0</u>
54.	Sales tax adjustment rate. Divide Line 52 by Line 53 and multiply by \$100.	\$ <u>0.000000</u> /\$100
55.	2022 NNR tax rate, unadjusted for sales tax. ³⁵ Enter the rate from Line 26 or 27, as applicable, on the <i>No-New-Revenue Tax Rate Worksheet</i> .	\$ <u>0.000000</u> /\$100
56.	2022 NNR tax rate, adjusted for sales tax. Taxing units that adopted the sales tax in November 2021 or in May 2022. Subtract Line 54 from Line 55. Skip to Line 57 if you adopted the additional sales tax before November 2021.	\$ <u>0.000000</u> /\$100
57.	2022 voter-approval tax rate, unadjusted for sales tax. ³⁶ Enter the rate from Line 49, Line D49 (disaster) or Line 50 (counties) as applicable, of the <i>Voter-Approval Tax Rate Worksheet</i> .	\$ <u>0.000000</u> /\$100
58.	2022 voter-approval tax rate, adjusted for sales tax. Subtract Line 54 from Line 57.	\$ <u>0.000000</u> /\$100

SECTION 4: Voter-Approval Tax Rate Adjustment for Pollution Control Not Applicable

A taxing unit may raise its rate for M&O funds used to pay for a facility, device or method for the control of air, water or land pollution. This includes any land, structure, building, installation, excavation, machinery, equipment or device that is used, constructed, acquired or installed wholly or partly to meet or exceed pollution control requirements. The taxing unit's expenses are those necessary to meet the requirements of a permit issued by the Texas Commission on Environmental Quality (TCEQ). The taxing unit must provide the tax assessor with a copy of the TCEQ letter of determination that states the portion of the cost of the installation for pollution control.

This section should only be completed by a taxing unit that uses M&O funds to pay for a facility, device or method for the control of air, water or land pollution.

Line	Voter-Approval Rate Adjustment for Pollution Control Requirements Worksheet	Amount/Rate
59.	Certified expenses from the Texas Commission on Environmental Quality (TCEQ). Enter the amount certified in the determination letter from TCEQ. ³⁷ The taxing unit shall provide its tax assessor-collector with a copy of the letter. ³⁸	\$ <u>0</u>
60.	2022 total taxable value. Enter the amount from Line 21 of the <i>No-New-Revenue Tax Rate Worksheet</i> .	\$ <u>0</u>
61.	Additional rate for pollution control. Divide Line 59 by Line 60 and multiply by \$100.	\$ <u>0.000000</u> /\$100
62.	2022 voter-approval tax rate, adjusted for pollution control. Add Line 61 to one of the following lines (as applicable): Line 49, Line D49 (disaster), Line 50 (counties) or Line 58 (taxing units with the additional sales tax).	\$ <u>0.000000</u> /\$100

³² Tex. Tax Code § 26.041(d)
³³ Tex. Tax Code § 26.041(i)
³⁴ Tex. Tax Code § 26.041(d)
³⁵ Tex. Tax Code § 26.04(c)
³⁶ Tex. Tax Code § 26.04(c)
³⁷ Tex. Tax Code § 26.045(d)
³⁸ Tex. Tax Code § 26.045(i)

SECTION 5: Voter-Approval Tax Rate Adjustment for Unused Increment Rate

The unused increment rate is the rate equal to the difference between the adopted tax rate and voter-approval tax rate before the unused increment rate for the prior three years.³⁹ In a year where a taxing unit adopts a rate by applying any portion of the unused increment rate, the unused increment rate for that year would be zero.

The difference between the adopted tax rate and voter-approval tax rate is considered zero in the following scenarios:

- a tax year before 2020;⁴⁰
- a tax year in which the municipality is a defunding municipality, as defined by Tax Code Section 26.0501(a);⁴¹ or
- after Jan. 1, 2022, a tax year in which the comptroller determines that the county implemented a budget reduction or reallocation described by Local Government Code Section 120.002(a) without the required voter approval.⁴²

This section should only be completed by a taxing unit that does not meet the definition of a special taxing unit.⁴³

Line	Unused Increment Rate Worksheet	Amount/Rate
63.	2021 unused increment rate. Subtract the 2021 actual tax rate and the 2021 unused increment rate from the 2021 voter-approval tax rate. If the number is less than zero, enter zero.	\$ 0.037946 /\$100
64.	2020 unused increment rate. Subtract the 2020 actual tax rate and the 2020 unused increment rate from the 2020 voter-approval tax rate. If the number is less than zero, enter zero. If the year is prior to 2021, enter zero.	\$ 0.051684 /\$100
65.	2019 unused increment rate. Subtract the 2019 actual tax rate and the 2019 unused increment rate from the 2019 voter-approval tax rate. If the number is less than zero, enter zero. If the year is prior to 2021, enter zero.	\$ 0.000000 /\$100
66.	2022 unused increment rate. Add Lines 63, 64 and 65.	\$ 0.089630 /\$100
67.	2022 voter-approval tax rate, adjusted for unused increment rate. Add Line 66 to one of the following lines (as applicable): Line 49, Line D49 (disaster), Line 50 (counties), Line 58 (taxing units with the additional sales tax) or Line 62 (taxing units with pollution control).	\$ 0.545982 /\$100

SECTION 6: De Minimis Rate

Not Applicable

The de minimis rate is the rate equal to the sum of the no-new-revenue maintenance and operations rate, the rate that will raise \$500,000, and the current debt rate for a taxing unit.⁴⁴

This section should only be completed by a taxing unit that is a municipality of less than 30,000 or a taxing unit that does not meet the definition of a special taxing unit.⁴⁵

Line	De Minimis Rate Worksheet	Amount/Rate
68.	Adjusted 2022 NNR M&O tax rate. Enter the rate from Line 39 of the <i>Voter-Approval Tax Rate Worksheet</i>	\$ 0.000000 /\$100
69.	2022 total taxable value. Enter the amount on Line 21 of the <i>No-New-Revenue Tax Rate Worksheet</i> .	\$ 0
70.	Rate necessary to impose \$500,000 in taxes. Divide \$500,000 by Line 69 and multiply by \$100.	\$ 0.000000 /\$100
71.	2022 debt rate. Enter the rate from Line 48 of the <i>Voter-Approval Tax Rate Worksheet</i> .	\$ 0.000000 /\$100
72.	De minimis rate. Add Lines 68, 70 and 71.	\$ 0.000000 /\$100

SECTION 7: Voter-Approval Tax Rate Adjustment for Emergency Revenue Rate

Not Applicable

In the tax year after the end of the disaster calculation time period detailed in Tax Code Section 26.042(a), a taxing unit that calculated its voter-approval tax rate in the manner provided for a special taxing unit due to a disaster must calculate its emergency revenue rate and reduce its voter-approval tax rate for that year.⁴⁶

Similarly, if a taxing unit adopted a tax rate that exceeded its voter-approval tax rate, calculated normally, without holding an election to respond to a disaster, as allowed by Tax Code Section 26.042(d), in the prior year, it must also reduce its voter-approval tax rate for the current tax year.⁴⁷

This section will apply to a taxing unit other than a special taxing unit that:

- directed the designated officer or employee to calculate the voter-approval tax rate of the taxing unit in the manner provided for a special taxing unit in the prior year; and
- the current year is the first tax year in which the total taxable value of property taxable by the taxing unit as shown on the appraisal roll for the taxing unit submitted by the assessor for the taxing unit to the governing body exceeds the total taxable value of property taxable by the taxing unit on January 1 of the tax year in which the disaster occurred or the disaster occurred four years ago.

³⁹ Tex. Tax Code § 26.013(a)
⁴⁰ Tex. Tax Code § 26.013(c)
⁴¹ Tex. Tax Code §§ 26.0501(a) and (c)
⁴² Tex. Local Gov't Code § 120.007(d), effective Jan. 1, 2023
⁴³ Tex. Tax Code § 26.063(a)(1)
⁴⁴ Tex. Tax Code § 26.012(B-a)
⁴⁵ Tex. Tax Code § 26.063(a)(1)
⁴⁶ Tex. Tax Code § 26.042(b)
⁴⁷ Tex. Tax Code § 26.042(f)

In future tax years, this section will also apply to a taxing unit in a disaster area that adopted a tax rate greater than its voter-approval tax rate without holding an election in the prior year.

Note: This section does not apply if a taxing unit is continuing to calculate its voter-approval tax rate in the manner provided for a special taxing unit because it is still within the disaster calculation time period detailed in Tax Code Section 26.042(a) because it has not met the conditions in Tax Code Section 26.042(a)(1) or (2).

Line	Emergency Revenue Rate Worksheet	Amount/Rate
73.	2021 adopted tax rate. Enter the rate in Line 4 of the <i>No-New-Revenue Tax Rate Worksheet</i> .	\$ 0.000000 / \$100
74.	Adjusted 2021 voter-approval tax rate. Use the taxing unit's Tax Rate Calculation Worksheets from the prior year(s) to complete this line. If a disaster occurred in 2021 and the taxing unit calculated its 2021 voter-approval tax rate using a multiplier of 1.08 on Disaster Line 41 (D41) of the 2021 worksheet due to a disaster, enter the 2021 voter-approval tax rate as calculated using a multiplier of 1.035 from Line 49. - or - If a disaster occurred prior to 2021 for which the taxing unit continued to calculate its voter-approval tax rate using a multiplier of 1.08 on Disaster Line 41 (D41) in 2021, complete the separate <i>Adjusted Voter-Approval Tax Rate for Taxing Units in Disaster Area Calculation Worksheet</i> to recalculate the voter-approval tax rate the taxing unit would have calculated in 2021 if it had generated revenue based on an adopted tax rate using a multiplier of 1.035 in the year(s) following the disaster. ⁴⁸ Enter the final adjusted 2021 voter-approval tax rate from the worksheet. - or - If the taxing unit adopted a tax rate above the 2021 voter-approval tax rate without calculating a disaster tax rate or holding an election due to a disaster, no recalculation is necessary. Enter the voter-approval tax rate from the prior year's worksheet.	\$ 0.000000 / \$100
75.	Increase in 2021 tax rate due to disaster. Subtract Line 74 from Line 73.	\$ 0.000000 / \$100
76.	Adjusted 2021 taxable value. Enter the amount in Line 14 of the <i>No-New-Revenue Tax Rate Worksheet</i> .	\$ 0
77.	Emergency revenue. Multiply Line 75 by Line 76 and divide by \$100.	\$ 0
78.	Adjusted 2022 taxable value. Enter the amount in Line 25 of the <i>No-New-Revenue Tax Rate Worksheet</i> .	\$ 0
79.	Emergency revenue rate. Divide Line 77 by Line 78 and multiply by \$100. ⁴⁹	\$ 0.000000 / \$100
80.	2022 voter-approval tax rate, adjusted for emergency revenue. Subtract Line 79 from one of the following lines (as applicable): Line 49, Line D49 (disaster), Line 50 (counties), Line 58 (taxing units with the additional sales tax), Line 62 (taxing units with pollution control) or Line 67 (taxing units with the unused increment rate).	\$ 0.000000 / \$100

SECTION 8: Total Tax Rate


Indicate the applicable total tax rates as calculated above.

No-new-revenue tax rate.	\$ 0.432746 / \$100
As applicable, enter the 2022 NNR tax rate from: Line 26, Line 27 (counties), or Line 56 (adjusted for sales tax). Indicate the line number used: <u>27</u>	
Voter-approval tax rate.	\$ 0.545982 / \$100
As applicable, enter the 2022 voter-approval tax rate from: Line 49, Line D49 (disaster), Line 50 (counties), Line 58 (adjusted for sales tax), Line 62 (adjusted for pollution control), Line 67 (adjusted for unused increment), or Line 80 (adjusted for emergency revenue). Indicate the line number used: <u>67</u>	
De minimis rate.	\$ 0.000000 / \$100
If applicable, enter the 2022 de minimis rate from Line 72.	

SECTION 9: Taxing Unit Representative Name and Signature

Enter the name of the person preparing the tax rate as authorized by the governing body of the taxing unit. By signing below, you certify that you are the designated officer or employee of the taxing unit and have accurately calculated the tax rates using values that are the same as the values shown in the taxing unit's certified appraisal roll or certified estimate of taxable value, in accordance with requirements in Tax Code. ⁵⁰

print here ▶ GAYLA HARRIDGE
Printed Name of Taxing Unit Representative

sign here ▶ 
Taxing Unit Representative

JUL Y 29, 2022
Date

⁴⁸ Tex. Tax Code §26.042(c)
⁴⁹ Tex. Tax Code §26.042(b)
⁵⁰ Tex. Tax Code §§ 26.04(c-2) and (d-2)

2022 Tax Rate Calculation Worksheet

Taxing Units Other Than School Districts or Water Districts

Form 50-856

FLOOD CONTROL & LATERAL ROADS

(432) 758-5411

Taxing Unit Name

Phone (area code and number)

PO BOX 847, Seminole, 79360

www.co.gaines.tx.us

Taxing Unit's Address, City, State, ZIP Code

Taxing Unit's Website Address

GENERAL INFORMATION: Tax Code Section 26.04(c) requires an officer or employee designated by the governing body to calculate the no-new-revenue (NNR) tax rate and voter-approval tax rate for the taxing unit. These tax rates are expressed in dollars per \$100 of taxable value calculated. The calculation process starts after the chief appraiser delivers to the taxing unit the certified appraisal roll and the estimated values of properties under protest. The designated officer or employee shall certify that the officer or employee has accurately calculated the tax rates and used values shown for the certified appraisal roll or certified estimate. The officer or employee submits the rates to the governing body by Aug. 7 or as soon thereafter as practicable.

School districts do not use this form, but instead use Comptroller Form 50-859 *Tax Rate Calculation Worksheet, School District without Chapter 313 Agreements* or Comptroller Form 50-884 *Tax Rate Calculation Worksheet, School District with Chapter 313 Agreements*.

Water districts as defined under Water Code Section 49.001(1) do not use this form, but instead use Comptroller Form 50-858 *Water District Voter-Approval Tax Rate Worksheet for Low Tax Rate and Developing Districts* or Comptroller Form 50-860 *Developed Water District Voter-Approval Tax Rate Worksheet*.

The Comptroller's office provides this worksheet to assist taxing units in determining tax rates. The information provided in this worksheet is offered as technical assistance and not legal advice. Taxing units should consult legal counsel for interpretations of law regarding tax rate preparation and adoption.

SECTION 1: No-New-Revenue Tax Rate

The NNR tax rate enables the public to evaluate the relationship between taxes for the prior year and for the current year based on a tax rate that would produce the same amount of taxes (no new taxes) if applied to the same properties that are taxed in both years. When appraisal values increase, the NNR tax rate should decrease.

The NNR tax rate for a county is the sum of the NNR tax rates calculated for each type of tax the county levies.

While uncommon, it is possible for a taxing unit to provide an exemption for only maintenance and operations taxes. In this case, the taxing unit will need to calculate the NNR tax rate separately for the maintenance and operations tax and the debt tax, then add the two components together.

Line	No-New-Revenue Tax Rate Worksheet	Amount/Rate
1.	2021 total taxable value. Enter the amount of 2021 taxable value on the 2021 tax roll today. Include any adjustments since last year's certification; exclude Tax Code Section 25.25(d) one-fourth and one-third over-appraisal corrections from these adjustments. Exclude any property value subject to an appeal under Chapter 42 as of July 25 (will add undisputed value in Line 6). This total includes the taxable value of homesteads with tax ceilings (will deduct in Line 2) and the captured value for tax increment financing (adjustment is made by deducting TIF taxes, as reflected in Line 17). ¹	\$ 3,230,383,488
2.	2021 tax ceilings. Counties, cities and junior college districts. Enter 2021 total taxable value of homesteads with tax ceilings. These include the homesteads of homeowners age 65 or older or disabled. Other taxing units enter 0. If your taxing unit adopted the tax ceiling provision in 2021 or a prior year for homeowners age 65 or older or disabled, use this step. ²	\$ 83,584,633
3.	Preliminary 2021 adjusted taxable value. Subtract Line 2 from Line 1.	\$ 3,146,798,855
4.	2021 total adopted tax rate.	\$ 0.179088/\$100
5.	2021 taxable value lost because court appeals of ARB decisions reduced 2021 appraised value.	
	A. Original 2021 ARB values:	\$ 0
	B. 2021 values resulting from final court decisions:	-\$ 0
	C. 2021 value loss. Subtract B from A. ³	\$ 0
6.	2021 taxable value subject to an appeal under Chapter 42, as of July 25.	
	A. 2021 ARB certified value:	\$ 0
	B. 2021 disputed value:	-\$ 0
	C. 2021 undisputed value. Subtract B from A. ⁴	\$ 0
7.	2021 Chapter 42 related adjusted values. Add Line 5C and Line 6C.	\$ 0

¹ Tex. Tax Code § 26.012(14)

² Tex. Tax Code § 26.012(14)

³ Tex. Tax Code § 26.012(13)

⁴ Tex. Tax Code § 26.012(13)

Line	No-New-Revenue Tax Rate Worksheet	Amount/Rate
8.	2021 taxable value, adjusted for actual and potential court-ordered adjustments. Add Line 3 and Line 7.	\$ <u>3,146,798,855</u>
9.	2021 taxable value of property in territory the taxing unit deannexed after Jan. 1, 2021. Enter the 2021 value of property in deannexed territory. ⁵	\$ <u>0</u>
10.	2021 taxable value lost because property first qualified for an exemption in 2022. If the taxing unit increased an original exemption, use the difference between the original exempted amount and the increased exempted amount. Do not include value lost due to freeport, goods-in-transit, temporary disaster exemptions. Note that lowering the amount or percentage of an existing exemption in 2022 does not create a new exemption or reduce taxable value.	
	A. Absolute exemptions. Use 2021 market value:.....	\$ <u>561,704</u>
	B. Partial exemptions. 2022 exemption amount or 2022 percentage exemption times 2021 value:.....	+ \$ <u>12,635,029</u>
	C. Value loss. Add A and B. ⁶	\$ <u>13,196,733</u>
11.	2021 taxable value lost because property first qualified for agricultural appraisal (1-d or 1-d-1), timber appraisal, recreational/scenic appraisal or public access airport special appraisal in 2022. Use only properties that qualified in 2022 for the first time; do not use properties that qualified in 2021.	
	A. 2021 market value:	\$ <u>0</u>
	B. 2022 productivity or special appraised value:	- \$ <u>0</u>
	C. Value loss. Subtract B from A. ⁷	\$ <u>0</u>
12.	Total adjustments for lost value. Add Lines 9, 10C and 11C.	\$ <u>13,196,733</u>
13.	2021 captured value of property in a TIF. Enter the total value of 2021 captured appraised value of property taxable by a taxing unit in a tax increment financing zone for which 2021 taxes were deposited into the tax increment fund. ⁸ If the taxing unit has no captured appraised value in line 18D, enter 0.	\$ <u>0</u>
14.	2021 total value. Subtract Line 12 and Line 13 from Line 8.	\$ <u>3,133,602,122</u>
15.	Adjusted 2021 total levy. Multiply Line 4 by Line 14 and divide by \$100.	\$ <u>5,611,905</u>
16.	Taxes refunded for years preceding tax year 2021. Enter the amount of taxes refunded by the taxing unit for tax years preceding tax year 2021. Types of refunds include court decisions, Tax Code Section 25.25(b) and (c) corrections and Tax Code Section 31.11 payment errors. Do not include refunds for tax year 2021. This line applies only to tax years preceding tax year 2021. ⁹	\$ <u>1,667</u>
17.	Adjusted 2021 levy with refunds and TIF adjustment. Add Lines 15 and 16. ¹⁰	\$ <u>5,613,572</u>
18.	Total 2022 taxable value on the 2022 certified appraisal roll today. This value includes only certified values or certified estimate of values and includes the total taxable value of homesteads with tax ceilings (will deduct in Line 20). These homesteads include homeowners age 65 or older or disabled. ¹¹	
	A. Certified values:	\$ <u>4,533,655,230</u>
	B. Counties: Include railroad rolling stock values certified by the Comptroller's office:.....	+ \$ <u>53,033</u>
	C. Pollution control and energy storage system exemption: Deduct the value of property exempted for the current tax year for the first time as pollution control or energy storage system property:.....	- \$ <u>0</u>
	D. Tax increment financing: Deduct the 2022 captured appraised value of property taxable by a taxing unit in a tax increment financing zone for which the 2022 taxes will be deposited into the tax increment fund. Do not include any new property value that will be included in Line 23 below. ¹²	- \$ <u>0</u>
	E. Total 2022 value. Add A and B, then subtract C and D.	\$ <u>4,533,708,263</u>

⁵ Tex. Tax Code § 26.012(15)

⁶ Tex. Tax Code § 26.012(15)

⁷ Tex. Tax Code § 26.012(15)

⁸ Tex. Tax Code § 26.03(c)

⁹ Tex. Tax Code § 26.012(13)

¹⁰ Tex. Tax Code § 26.012(13)

¹¹ Tex. Tax Code § 26.012, 26.04(c-2)

¹² Tex. Tax Code § 26.03(c)

Line	No-New-Revenue Tax Rate Worksheet	Amount/Rate
19.	Total value of properties under protest or not included on certified appraisal roll. ¹³	
A.	2022 taxable value of properties under protest. The chief appraiser certifies a list of properties still under ARB protest. The list shows the appraisal district's value and the taxpayer's claimed value, if any, or an estimate of the value if the taxpayer wins. For each of the properties under protest, use the lowest of these values. Enter the total value under protest. ¹⁴	\$ <u>0</u>
B.	2022 value of properties not under protest or included on certified appraisal roll. The chief appraiser gives taxing units a list of those taxable properties that the chief appraiser knows about but are not included in the appraisal roll certification. These properties also are not on the list of properties that are still under protest. On this list of properties, the chief appraiser includes the market value, appraised value and exemptions for the preceding year and a reasonable estimate of the market value, appraised value and exemptions for the current year. Use the lower market, appraised or taxable value (as appropriate). Enter the total value of property not on the certified roll. ¹⁵	+ \$ <u>0</u>
C.	Total value under protest or not certified. Add A and B.	\$ <u>0</u>
20.	2022 tax ceilings. Counties, cities and junior colleges enter 2022 total taxable value of homesteads with tax ceilings. These include the homesteads of homeowners age 65 or older or disabled. Other taxing units enter 0. If your taxing unit adopted the tax ceiling provision in 2021 or a prior year for homeowners age 65 or older or disabled, use this step. ¹⁶	\$ <u>87,852,256</u>
21.	2022 total taxable value. Add Lines 18E and 19C. Subtract Line 20. ¹⁷	\$ <u>4,445,856,007</u>
22.	Total 2022 taxable value of properties in territory annexed after Jan. 1, 2021. Include both real and personal property. Enter the 2022 value of property in territory annexed. ¹⁸	\$ <u>0</u>
23.	Total 2022 taxable value of new improvements and new personal property located in new improvements. New means the item was not on the appraisal roll in 2021. An improvement is a building, structure, fixture or fence erected on or affixed to land. New additions to existing improvements may be included if the appraised value can be determined. New personal property in a new improvement must have been brought into the taxing unit after Jan. 1, 2021 and be located in a new improvement. New improvements do include property on which a tax abatement agreement has expired for 2022. ¹⁹	\$ <u>53,883,187</u>
24.	Total adjustments to the 2022 taxable value. Add Lines 22 and 23.	\$ <u>53,883,187</u>
25.	Adjusted 2022 taxable value. Subtract Line 24 from Line 21.	\$ <u>4,391,972,820</u>
26.	2022 NNR tax rate. Divide Line 17 by Line 25 and multiply by \$100. ²⁰	\$ <u>0.127814</u> /\$100
27.	COUNTIES ONLY. Add together the NNR tax rates for each type of tax the county levies. The total is the 2022 county NNR tax rate. ²¹	\$ <u>0.432746</u> /\$100

SECTION 2: Voter-Approval Tax Rate

The voter-approval tax rate is the highest tax rate that a taxing unit may adopt without holding an election to seek voter approval of the rate. The voter-approval tax rate is split into two separate rates:

- Maintenance and Operations (M&O) Tax Rate:** The M&O portion is the tax rate that is needed to raise the same amount of taxes that the taxing unit levied in the prior year plus the applicable percentage allowed by law. This rate accounts for such things as salaries, utilities and day-to-day operations.
- Debt Rate:** The debt rate includes the debt service necessary to pay the taxing unit's debt payments in the coming year. This rate accounts for principal and interest on bonds and other debt secured by property tax revenue.

The voter-approval tax rate for a county is the sum of the voter-approval tax rates calculated for each type of tax the county levies. In most cases the voter-approval tax rate exceeds the no-new-revenue tax rate, but occasionally decreases in a taxing unit's debt service will cause the NNR tax rate to be higher than the voter-approval tax rate.

Line	Voter-Approval Tax Rate Worksheet	Amount/Rate
28.	2021 M&O tax rate. Enter the 2021 M&O tax rate.	\$ <u>0.179088</u> /\$100
29.	2021 taxable value, adjusted for actual and potential court-ordered adjustments. Enter the amount in Line 8 of the <i>No-New-Revenue Tax Rate Worksheet</i> .	\$ <u>3,146,798,855</u>

¹³ Tex. Tax Code § 26.01(c) and (d)
¹⁴ Tex. Tax Code § 26.01(c)
¹⁵ Tex. Tax Code § 26.01(d)
¹⁶ Tex. Tax Code § 26.012(6)(B)
¹⁷ Tex. Tax Code § 26.012(6)
¹⁸ Tex. Tax Code § 26.012(17)
¹⁹ Tex. Tax Code § 26.012(17)
²⁰ Tex. Tax Code § 26.04(c)
²¹ Tex. Tax Code § 26.04(d)

Line	Voter-Approval Tax Rate Worksheet	Amount/Rate
------	-----------------------------------	-------------

30. **Total 2021 M&O levy.** Multiply Line 28 by Line 29 and divide by \$100 \$ 5,635,539

31. **Adjusted 2021 levy for calculating NNR M&O rate.**

- A. **M&O taxes refunded for years preceding tax year 2021.** Enter the amount of M&O taxes refunded in the preceding year for taxes before that year. Types of refunds include court decisions, Tax Code Section 25.25(b) and (c) corrections and Tax Code Section 31.11 payment errors. Do not include refunds for tax year 2021. This line applies only to tax years preceding tax year 2021. + \$ 1,667
- B. **2021 taxes in TIF.** Enter the amount of taxes paid into the tax increment fund for a reinvestment zone as agreed by the taxing unit. If the taxing unit has no 2022 captured appraised value in Line 18D, enter 0. - \$ 0
- C. **2021 transferred function.** If discontinuing all of a department, function or activity and transferring it to another taxing unit by written contract, enter the amount spent by the taxing unit discontinuing the function in the 12 months preceding the month of this calculation. If the taxing unit did not operate this function for this 12-month period, use the amount spent in the last full fiscal year in which the taxing unit operated the function. The taxing unit discontinuing the function will subtract this amount in D below. The taxing unit receiving the function will add this amount in D below. Other taxing units enter 0. +/- \$ 0
- D. **2021 M&O levy adjustments.** Subtract B from A. For taxing unit with C, subtract if discontinuing function and add if receiving function. \$ 1,667
- E. Add Line 30 to 31D. \$ 5,637,206

32. **Adjusted 2022 taxable value.** Enter the amount in Line 25 of the *No-New-Revenue Tax Rate Worksheet*. \$ 4,391,972,820

33. **2022 NNR M&O rate (unadjusted).** Divide Line 31E by Line 32 and multiply by \$100. \$ 0.128352/\$100

34. **Rate adjustment for state criminal justice mandate.** ²³

- A. **2022 state criminal justice mandate.** Enter the amount spent by a county in the previous 12 months providing for the maintenance and operation cost of keeping inmates in county-paid facilities after they have been sentenced. Do not include any state reimbursement received by the county for the same purpose. \$ 0
- B. **2021 state criminal justice mandate.** Enter the amount spent by a county in the 12 months prior to the previous 12 months providing for the maintenance and operation cost of keeping inmates in county-paid facilities after they have been sentenced. Do not include any state reimbursement received by the county for the same purpose. Enter zero if this is the first time the mandate applies. - \$ 0
- C. Subtract B from A and divide by Line 32 and multiply by \$100. \$ 0.000000/\$100
- D. Enter the rate calculated in C. If not applicable, enter 0. \$ 0.000000/\$100

35. **Rate adjustment for indigent health care expenditures.** ²⁴

- A. **2022 indigent health care expenditures.** Enter the amount paid by a taxing unit providing for the maintenance and operation cost of providing indigent health care for the period beginning on July 1, 2021 and ending on June 30, 2022, less any state assistance received for the same purpose. \$ 0
- B. **2021 indigent health care expenditures.** Enter the amount paid by a taxing unit providing for the maintenance and operation cost of providing indigent health care for the period beginning on July 1, 2020 and ending on June 30, 2021, less any state assistance received for the same purpose. - \$ 0
- C. Subtract B from A and divide by Line 32 and multiply by \$100. \$ 0.000000/\$100
- D. Enter the rate calculated in C. If not applicable, enter 0. \$ 0.000000/\$100

²² [Reserved for expansion]
²³ Tex. Tax Code § 26.044
²⁴ Tex. Tax Code § 26.0441

Line	Voter-Approval Tax Rate Worksheet	Amount/Rate
36. Rate adjustment for county indigent defense compensation. ²⁵		
A.	2022 indigent defense compensation expenditures. Enter the amount paid by a county to provide appointed counsel for indigent individuals for the period beginning on July 1, 2021 and ending on June 30, 2022, less any state grants received by the county for the same purpose.....	\$ <u>0</u>
B.	2021 indigent defense compensation expenditures. Enter the amount paid by a county to provide appointed counsel for indigent individuals for the period beginning on July 1, 2020 and ending on June 30, 2021, less any state grants received by the county for the same purpose.	\$ <u>0</u>
C.	Subtract B from A and divide by Line 32 and multiply by \$100.....	\$ <u>0.000000</u> /\$100
D.	Multiply B by 0.05 and divide by Line 32 and multiply by \$100.....	\$ <u>0.000000</u> /\$100
E.	Enter the lesser of C and D. If not applicable, enter 0.	\$ <u>0.000000</u> /\$100
37. Rate adjustment for county hospital expenditures. ²⁶		
A.	2022 eligible county hospital expenditures. Enter the amount paid by the county or municipality to maintain and operate an eligible county hospital for the period beginning on July 1, 2021 and ending on June 30, 2022.	\$ <u>0</u>
B.	2021 eligible county hospital expenditures. Enter the amount paid by the county or municipality to maintain and operate an eligible county hospital for the period beginning on July 1, 2020 and ending on June 30, 2021.	\$ <u>0</u>
C.	Subtract B from A and divide by Line 32 and multiply by \$100.....	\$ <u>0.000000</u> /\$100
D.	Multiply B by 0.08 and divide by Line 32 and multiply by \$100.....	\$ <u>0.000000</u> /\$100
E.	Enter the lesser of C and D, if applicable. If not applicable, enter 0.	\$ <u>0.000000</u> /\$100
38. Rate adjustment for defunding municipality. This adjustment only applies to a municipality that is considered to be a defunding municipality for the current tax year under Chapter 109, Local Government Code. Chapter 109, Local Government Code only applies to municipalities with a population of more than 250,000 and includes a written determination by the Office of the Governor. See Tax Code 26.0444 for more information.		
A.	Amount appropriated for public safety in 2021. Enter the amount of money appropriated for public safety in the budget adopted by the municipality for the preceding fiscal year	\$ <u>0</u>
B.	Expenditures for public safety in 2021. Enter the amount of money spent by the municipality for public safety during the preceding fiscal year.....	\$ <u>0</u>
C.	Subtract B from A and divide by Line 32 and multiply by \$100	\$ <u>0.000000</u> /\$100
D.	Enter the rate calculated in C. If not applicable, enter 0.	\$ <u>0.000000</u> /\$100
39. Adjusted 2022 NNR M&O rate. Add Lines 33, 34D, 35D, 36E, and 37E. Subtract Line 38D.		\$ <u>0.128352</u> /\$100
40. Adjustment for 2021 sales tax specifically to reduce property taxes. Cities, counties and hospital districts that collected and spent additional sales tax on M&O expenses in 2021 should complete this line. These entities will deduct the sales tax gain rate for 2022 in Section 3. Other taxing units, enter zero.		
A.	Enter the amount of additional sales tax collected and spent on M&O expenses in 2021, if any. Counties must exclude any amount that was spent for economic development grants from the amount of sales tax spent	\$ <u>0</u>
B.	Divide Line 40A by Line 32 and multiply by \$100	\$ <u>0.000000</u> /\$100
C.	Add Line 40B to Line 39.	\$ <u>0.128352</u> /\$100
41. 2022 voter-approval M&O rate. Enter the rate as calculated by the appropriate scenario below.		\$ <u>0.132844</u> /\$100
Special Taxing Unit. If the taxing unit qualifies as a special taxing unit, multiply Line 40C by 1.08.		
- or -		
Other Taxing Unit. If the taxing unit does not qualify as a special taxing unit, multiply Line 40C by 1.035.		

²⁵ Tex. Tax Code § 26.0442
²⁶ Tex. Tax Code § 26.0443

Line	Voter-Approval Tax Rate Worksheet	Amount/Rate
D41. Disaster Line 41 (D41): 2022 voter-approval M&O rate for taxing unit affected by disaster declaration.	<p>If the taxing unit is located in an area declared a disaster area and at least one person is granted an exemption under Tax Code Section 11.35 for property located in the taxing unit, the governing body may direct the person calculating the voter-approval tax rate to calculate in the manner provided for a special taxing unit. The taxing unit shall continue to calculate the voter-approval tax rate in this manner until the earlier of</p> <p>1) the first year in which total taxable value on the certified appraisal roll exceeds the total taxable value of the tax year in which the disaster occurred, or</p> <p>2) the third tax year after the tax year in which the disaster occurred</p> <p>If the taxing unit qualifies under this scenario, multiply Line 40C by 1.08. ²⁷ If the taxing unit does not qualify, do not complete Disaster Line 41 (Line D41).</p>	\$ 0.000000 /\$100
42. Total 2022 debt to be paid with property taxes and additional sales tax revenue.	<p>Debt means the interest and principal that will be paid on debts that:</p> <p>(1) are paid by property taxes,</p> <p>(2) are secured by property taxes,</p> <p>(3) are scheduled for payment over a period longer than one year, and</p> <p>(4) are not classified in the taxing unit's budget as M&O expenses.</p> <p>A. Debt also includes contractual payments to other taxing units that have incurred debts on behalf of this taxing unit, if those debts meet the four conditions above. Include only amounts that will be paid from property tax revenue. Do not include appraisal district budget payments. If the governing body of a taxing unit authorized or agreed to authorize a bond, warrant, certificate of obligation, or other evidence of indebtedness on or after Sept. 1, 2022, verify if it meets the amended definition of debt before including it here. ²⁸</p> <p>Enter debt amount \$ <u>0</u></p> <p>B. Subtract unencumbered fund amount used to reduce total debt. - \$ <u>0</u></p> <p>C. Subtract certified amount spent from sales tax to reduce debt (enter zero if none) - \$ <u>0</u></p> <p>D. Subtract amount paid from other resources - \$ <u>0</u></p> <p>E. Adjusted debt. Subtract B, C and D from A. \$ <u>0</u></p>	
43. Certified 2021 excess debt collections.	Enter the amount certified by the collector. ²⁹	\$ <u>0</u>
44. Adjusted 2022 debt.	Subtract Line 43 from Line 42E.	\$ <u>0</u>
45. 2022 anticipated collection rate.	<p>A. Enter the 2022 anticipated collection rate certified by the collector. ³⁰ <u>99.00</u> %</p> <p>B. Enter the 2021 actual collection rate. <u>98.00</u> %</p> <p>C. Enter the 2020 actual collection rate. <u>99.00</u> %</p> <p>D. Enter the 2019 actual collection rate. <u>99.00</u> %</p> <p>E. If the anticipated collection rate in A is lower than actual collection rates in B, C and D, enter the lowest collection rate from B, C and D. If the anticipated rate in A is higher than at least one of the rates in the prior three years, enter the rate from A. Note that the rate can be greater than 100%. ³¹</p>	<u>99.00</u> %
46. 2022 debt adjusted for collections.	Divide Line 44 by Line 45E.	\$ <u>0</u>
47. 2022 total taxable value.	Enter the amount on Line 21 of the <i>No-New-Revenue Tax Rate Worksheet</i> .	\$ 4,445,856,007
48. 2022 debt rate.	Divide Line 46 by Line 47 and multiply by \$100.	\$ 0.000000 /\$100
49. 2022 voter-approval tax rate.	Add Lines 41 and 48.	\$ 0.132844 /\$100
D49. Disaster Line 49 (D49): 2022 voter-approval tax rate for taxing unit affected by disaster declaration.	<p>Complete this line if the taxing unit calculated the voter-approval tax rate in the manner provided for a special taxing unit on Line D41. Add Line D41 and 48.</p>	\$ 0.000000 /\$100

²⁷ Tex. Tax Code § 26.042(a)
²⁸ Tex. Tax Code § 26.012(7)
²⁹ Tex. Tax Code § 26.012(10) and 26.04(b)
³⁰ Tex. Tax Code § 26.04(b)
³¹ Tex. Tax Code §§ 26.04(h), (h-1) and (h-2)

Line	Voter-Approval Tax Rate Worksheet	Amount/Rate
50.	COUNTIES ONLY. Add together the voter-approval tax rates for each type of tax the county levies. The total is the 2022 county voter-approval tax rate.	\$ <u>0.456352</u> /\$100

SECTION 3: NNR Tax Rate and Voter-Approval Tax Rate Adjustments for Additional Sales Tax to Reduce Property Taxes Not Applicable

Cities, counties and hospital districts may levy a sales tax specifically to reduce property taxes. Local voters by election must approve imposing or abolishing the additional sales tax. If approved, the taxing unit must reduce its NNR and voter-approval tax rates to offset the expected sales tax revenue. This section should only be completed by a county, city or hospital district that is required to adjust its NNR tax rate and/or voter-approval tax rate because it adopted the additional sales tax.

Line	Additional Sales and Use Tax Worksheet	Amount/Rate
51.	Taxable Sales. For taxing units that adopted the sales tax in November 2021 or May 2022, enter the Comptroller's estimate of taxable sales for the previous four quarters. ³² Estimates of taxable sales may be obtained through the Comptroller's Allocation Historical Summary webpage. Taxing units that adopted the sales tax before November 2021, enter 0.	\$ <u>0</u>
52.	Estimated sales tax revenue. Counties exclude any amount that is or will be spent for economic development grants from the amount of estimated sales tax revenue. ³³ Taxing units that adopted the sales tax in November 2021 or in May 2022. Multiply the amount on Line 51 by the sales tax rate (.01, .005 or .0025, as applicable) and multiply the result by .95. ³⁴ - or - Taxing units that adopted the sales tax before November 2021. Enter the sales tax revenue for the previous four quarters. Do not multiply by .95.	\$ <u>0</u>
53.	2022 total taxable value. Enter the amount from Line 21 of the <i>No-New-Revenue Tax Rate Worksheet</i> .	\$ <u>0</u>
54.	Sales tax adjustment rate. Divide Line 52 by Line 53 and multiply by \$100.	\$ <u>0.000000</u> /\$100
55.	2022 NNR tax rate, unadjusted for sales tax. ³⁵ Enter the rate from Line 26 or 27, as applicable, on the <i>No-New-Revenue Tax Rate Worksheet</i> .	\$ <u>0.000000</u> /\$100
56.	2022 NNR tax rate, adjusted for sales tax. Taxing units that adopted the sales tax in November 2021 or in May 2022. Subtract Line 54 from Line 55. Skip to Line 57 if you adopted the additional sales tax before November 2021.	\$ <u>0.000000</u> /\$100
57.	2022 voter-approval tax rate, unadjusted for sales tax. ³⁶ Enter the rate from Line 49, Line D49 (disaster) or Line 50 (counties) as applicable, of the <i>Voter-Approval Tax Rate Worksheet</i> .	\$ <u>0.000000</u> /\$100
58.	2022 voter-approval tax rate, adjusted for sales tax. Subtract Line 54 from Line 57.	\$ <u>0.000000</u> /\$100

SECTION 4: Voter-Approval Tax Rate Adjustment for Pollution Control Not Applicable

A taxing unit may raise its rate for M&O funds used to pay for a facility, device or method for the control of air, water or land pollution. This includes any land, structure, building, installation, excavation, machinery, equipment or device that is used, constructed, acquired or installed wholly or partly to meet or exceed pollution control requirements. The taxing unit's expenses are those necessary to meet the requirements of a permit issued by the Texas Commission on Environmental Quality (TCEQ). The taxing unit must provide the tax assessor with a copy of the TCEQ letter of determination that states the portion of the cost of the installation for pollution control.

This section should only be completed by a taxing unit that uses M&O funds to pay for a facility, device or method for the control of air, water or land pollution.

Line	Voter-Approval Rate Adjustment for Pollution Control Requirements Worksheet	Amount/Rate
59.	Certified expenses from the Texas Commission on Environmental Quality (TCEQ). Enter the amount certified in the determination letter from TCEQ. ³⁷ The taxing unit shall provide its tax assessor-collector with a copy of the letter. ³⁸	\$ <u>0</u>
60.	2022 total taxable value. Enter the amount from Line 21 of the <i>No-New-Revenue Tax Rate Worksheet</i> .	\$ <u>0</u>
61.	Additional rate for pollution control. Divide Line 59 by Line 60 and multiply by \$100.	\$ <u>0.000000</u> /\$100
62.	2022 voter-approval tax rate, adjusted for pollution control. Add Line 61 to one of the following lines (as applicable): Line 49, Line D49 (disaster), Line 50 (counties) or Line 58 (taxing units with the additional sales tax).	\$ <u>0.000000</u> /\$100

³² Tex. Tax Code § 26.041(d)
³³ Tex. Tax Code § 26.041(i)
³⁴ Tex. Tax Code § 26.041(d)
³⁵ Tex. Tax Code § 26.04(c)
³⁶ Tex. Tax Code § 26.04(c)
³⁷ Tex. Tax Code § 26.045(d)
³⁸ Tex. Tax Code § 26.045(i)

SECTION 5: Voter-Approval Tax Rate Adjustment for Unused Increment Rate

The unused increment rate is the rate equal to the difference between the adopted tax rate and voter-approval tax rate before the unused increment rate for the prior three years.³⁹ In a year where a taxing unit adopts a rate by applying any portion of the unused increment rate, the unused increment rate for that year would be zero.

The difference between the adopted tax rate and voter-approval tax rate is considered zero in the following scenarios:

- a tax year before 2020;⁴⁰
- a tax year in which the municipality is a defunding municipality, as defined by Tax Code Section 26.0501(a);⁴¹ or
- after Jan. 1, 2022, a tax year in which the comptroller determines that the county implemented a budget reduction or reallocation described by Local Government Code Section 120.002(a) without the required voter approval.⁴²

This section should only be completed by a taxing unit that does not meet the definition of a special taxing unit.⁴³

Line	Unused Increment Rate Worksheet	Amount/Rate
63.	2021 unused increment rate. Subtract the 2021 actual tax rate and the 2021 unused increment rate from the 2021 voter-approval tax rate. If the number is less than zero, enter zero.	\$ <u>0.037946</u> /\$100
64.	2020 unused increment rate. Subtract the 2020 actual tax rate and the 2020 unused increment rate from the 2020 voter-approval tax rate. If the number is less than zero, enter zero. If the year is prior to 2021, enter zero.	\$ <u>0.051684</u> /\$100
65.	2019 unused increment rate. Subtract the 2019 actual tax rate and the 2019 unused increment rate from the 2019 voter-approval tax rate. If the number is less than zero, enter zero. If the year is prior to 2021, enter zero.	\$ <u>0.000000</u> /\$100
66.	2022 unused increment rate. Add Lines 63, 64 and 65.	\$ <u>0.089630</u> /\$100
67.	2022 voter-approval tax rate, adjusted for unused increment rate. Add Line 66 to one of the following lines (as applicable): Line 49, Line D49 (disaster), Line 50 (counties), Line 58 (taxing units with the additional sales tax) or Line 62 (taxing units with pollution control).	\$ <u>0.545982</u> /\$100

SECTION 6: De Minimis Rate Not Applicable

The de minimis rate is the rate equal to the sum of the no-new-revenue maintenance and operations rate, the rate that will raise \$500,000, and the current debt rate for a taxing unit.⁴⁴ This section should only be completed by a taxing unit that is a municipality of less than 30,000 or a taxing unit that does not meet the definition of a special taxing unit.⁴⁵

Line	De Minimis Rate Worksheet	Amount/Rate
68.	Adjusted 2022 NNR M&O tax rate. Enter the rate from Line 39 of the <i>Voter-Approval Tax Rate Worksheet</i>	\$ <u>0.000000</u> /\$100
69.	2022 total taxable value. Enter the amount on Line 21 of the <i>No-New-Revenue Tax Rate Worksheet</i> .	\$ <u>0</u>
70.	Rate necessary to impose \$500,000 in taxes. Divide \$500,000 by Line 69 and multiply by \$100.	\$ <u>0.000000</u> /\$100
71.	2022 debt rate. Enter the rate from Line 48 of the <i>Voter-Approval Tax Rate Worksheet</i> .	\$ <u>0.000000</u> /\$100
72.	De minimis rate. Add Lines 68, 70 and 71.	\$ <u>0.000000</u> /\$100

SECTION 7: Voter-Approval Tax Rate Adjustment for Emergency Revenue Rate Not Applicable

In the tax year after the end of the disaster calculation time period detailed in Tax Code Section 26.042(a), a taxing unit that calculated its voter-approval tax rate in the manner provided for a special taxing unit due to a disaster must calculate its emergency revenue rate and reduce its voter-approval tax rate for that year.⁴⁶

Similarly, if a taxing unit adopted a tax rate that exceeded its voter-approval tax rate, calculated normally, without holding an election to respond to a disaster, as allowed by Tax Code Section 26.042(d), in the prior year, it must also reduce its voter-approval tax rate for the current tax year.⁴⁷

This section will apply to a taxing unit other than a special taxing unit that:

- directed the designated officer or employee to calculate the voter-approval tax rate of the taxing unit in the manner provided for a special taxing unit in the prior year; and
- the current year is the first tax year in which the total taxable value of property taxable by the taxing unit as shown on the appraisal roll for the taxing unit submitted by the assessor for the taxing unit to the governing body exceeds the total taxable value of property taxable by the taxing unit on January 1 of the tax year in which the disaster occurred or the disaster occurred four years ago.

³⁹ Tex. Tax Code § 26.013(a)
⁴⁰ Tex. Tax Code § 26.013(c)
⁴¹ Tex. Tax Code §§ 26.0501(a) and (c)
⁴² Tex. Local Gov't Code § 120.007(d), effective Jan. 1, 2023
⁴³ Tex. Tax Code § 26.063(a)(1)
⁴⁴ Tex. Tax Code § 26.012(B-a)
⁴⁵ Tex. Tax Code § 26.063(a)(1)
⁴⁶ Tex. Tax Code § 26.042(b)
⁴⁷ Tex. Tax Code § 26.042(f)

In future tax years, this section will also apply to a taxing unit in a disaster area that adopted a tax rate greater than its voter-approval tax rate without holding an election in the prior year.

Note: This section does not apply if a taxing unit is continuing to calculate its voter-approval tax rate in the manner provided for a special taxing unit because it is still within the disaster calculation time period detailed in Tax Code Section 26.042(a) because it has not met the conditions in Tax Code Section 26.042(a)(1) or (2).

Line	Emergency Revenue Rate Worksheet	Amount/Rate
73.	2021 adopted tax rate. Enter the rate in Line 4 of the <i>No-New-Revenue Tax Rate Worksheet</i> .	\$ <u>0.000000</u> /\$100
74.	Adjusted 2021 voter-approval tax rate. Use the taxing unit's Tax Rate Calculation Worksheets from the prior year(s) to complete this line. If a disaster occurred in 2021 and the taxing unit calculated its 2021 voter-approval tax rate using a multiplier of 1.08 on Disaster Line 41 (D41) of the 2021 worksheet due to a disaster, enter the 2021 voter-approval tax rate as calculated using a multiplier of 1.035 from Line 49. - or - If a disaster occurred prior to 2021 for which the taxing unit continued to calculate its voter-approval tax rate using a multiplier of 1.08 on Disaster Line 41 (D41) in 2021, complete the separate <i>Adjusted Voter-Approval Tax Rate for Taxing Units in Disaster Area Calculation Worksheet</i> to recalculate the voter-approval tax rate the taxing unit would have calculated in 2021 if it had generated revenue based on an adopted tax rate using a multiplier of 1.035 in the year(s) following the disaster. ⁴⁸ Enter the final adjusted 2021 voter-approval tax rate from the worksheet. - or - If the taxing unit adopted a tax rate above the 2021 voter-approval tax rate without calculating a disaster tax rate or holding an election due to a disaster, no recalculation is necessary. Enter the voter-approval tax rate from the prior year's worksheet.	\$ <u>0.000000</u> /\$100
75.	Increase in 2021 tax rate due to disaster. Subtract Line 74 from Line 73.	\$ <u>0.000000</u> /\$100
76.	Adjusted 2021 taxable value. Enter the amount in Line 14 of the <i>No-New-Revenue Tax Rate Worksheet</i> .	\$ <u>0</u>
77.	Emergency revenue. Multiply Line 75 by Line 76 and divide by \$100.	\$ <u>0</u>
78.	Adjusted 2022 taxable value. Enter the amount in Line 25 of the <i>No-New-Revenue Tax Rate Worksheet</i> .	\$ <u>0</u>
79.	Emergency revenue rate. Divide Line 77 by Line 78 and multiply by \$100. ⁴⁹	\$ <u>0.000000</u> /\$100
80.	2022 voter-approval tax rate, adjusted for emergency revenue. Subtract Line 79 from one of the following lines (as applicable): Line 49, Line D49 (disaster), Line 50 (counties), Line 58 (taxing units with the additional sales tax), Line 62 (taxing units with pollution control) or Line 67 (taxing units with the unused increment rate).	\$ <u>0.000000</u> /\$100

SECTION 8: Total Tax Rate

Indicate the applicable total tax rates as calculated above.

No-new-revenue tax rate.	\$ <u>0.432746</u> /\$100
As applicable, enter the 2022 NNR tax rate from: Line 26, Line 27 (counties), or Line 56 (adjusted for sales tax). Indicate the line number used: <u>27</u>	
Voter-approval tax rate.	\$ <u>0.545982</u> /\$100
As applicable, enter the 2022 voter-approval tax rate from: Line 49, Line D49 (disaster), Line 50 (counties), Line 58 (adjusted for sales tax), Line 62 (adjusted for pollution control), Line 67 (adjusted for unused increment), or Line 80 (adjusted for emergency revenue). Indicate the line number used: <u>67</u>	
De minimis rate.	\$ <u>0.000000</u> /\$100
If applicable, enter the 2022 de minimis rate from Line 72.	

SECTION 9: Taxing Unit Representative Name and Signature

Enter the name of the person preparing the tax rate as authorized by the governing body of the taxing unit. By signing below, you certify that you are the designated officer or employee of the taxing unit and have accurately calculated the tax rates using values that are the same as the values shown in the taxing unit's certified appraisal roll or certified estimate of taxable value, in accordance with requirements in Tax Code.⁵⁰

print here ➔ Gayla Harridge
Printed Name of Taxing Unit Representative

sign here ➔ 
Taxing Unit Representative

July 29, 2022
Date

⁴⁸ Tex. Tax Code §26.042(c)
⁴⁹ Tex. Tax Code §26.042(b)
⁵⁰ Tex. Tax Code §§ 26.04(c-2) and (d-2)

Gaines County Holidays

Fiscal Year 2023

Holiday	Date	Day of Week
Columbus Day	10/10/2022	Monday
Veteran's Day	11/11/2022	Friday
Thanksgiving	11/23/2022	Wednesday
	11/24/2022	Thursday
	11/25/2022	Friday
Christmas	12/23/2002	Friday
	12/26/2022	Monday
New Year's Day	1/2/2023	Monday
Martin Luther King Day	1/16/2023	Monday
President's Day	2/20/2023	Monday
Good Friday	4/7/2023	Friday
Memorial Day	5/29/2023	Monday
Juneteenth	6/19/23	Monday
Independence Day	7/4/2023	Tuesday
Labor Day	9/4/2023	Monday

These Holiday dates were approved as part of the normal budget process during a Regular Meeting of the Commissioners Court of Gaines County

on the 6th day of July 2022.

Tom N Keyes

County Judge

FY2023 HOLIDAYS

Both the Treasurer's Office and the Auditor's Office have reviewed and agreed upon both the personnel, positions and the amounts indicated on the payroll spreadsheet.

We have listed every employee and every piece of pay for that employee as authorized by the Gaines County Commissioner's Court on August 17, 2022. Our hope is that this change in format allows all to have a really clear picture of what each and every Gaines County Official/Employee is entitled to.

Importantly it indicates all of the authorized positions approved by the Court, including the dollar amounts authorized for part time positions.

In addition, all allowances are paid once a month and are broken down accordingly.

Signed and agreed upon this date August 17, 2022.

Michael Lord Jr

Michael Lord, Jr.
Gaines County Treasurer

Esmeralda Felan

Esmeralda Felan
Gaines County Auditor

**GAINES COUNTY
2023 SALARY ALLOWANCE PER DEPARTMENT**

EMPLOYEE LAST NAME	FIRST NAME	HIRE	YRS OF SER.	LONGEVITY SALARY	HOURLY RATE	2022 SALARY	2023 6% INCREASE	2023 SALARY	CELL PHONE	MILEAGE	SRGT	LT	ON CALL UNIFORM	STATE SUPPLEMENT	BIWKLY	SALARY TOTAL GROSS
COUNTY JUDGE & COMMISSIONERS																
KEYES	TOM	01/01/15	8	210.00		72,744.99	4,364.70	19,277.43	195.00	2,450.00				6,300.00	3,212.91	28,432.43
THERWHANGER	CINDY	01/01/23		0.00				57,832.26	585.00	7,350.00				18,900.00	2,891.61	84,667.26
BELT	CRAIG	01/01/03	20	510.00		68,137.90	4,088.27	18,056.55	195.00	2,525.00					3,009.43	21,286.55
ELDER	JOSH	01/01/23		0.00			0.00	54,169.62	585.00	7,575.00					2,708.48	62,329.62
HOUSTON	JIMMY	09/15/11	12	1,090.00		70,182.04	4,210.92	74,392.96	780.00	10,100.00					2,861.27	86,362.96
MURPHREE	DAVID	01/01/17	6	810.00		68,137.90	4,088.27	72,226.17	780.00	10,100.00					2,777.93	83,916.17
ROSSON	DANNY	02/26/90	33	3,600.00		68,137.90	4,088.27	72,226.17	780.00	10,100.00					2,777.93	86,706.17
MCDONALD	BENETTE	10/31/05	18	2,160.00	24.37	47,829.96	2,869.80	50,699.76	780.00						1,949.99	53,639.76
				8,380.00												360,344.05
DISTRICT CLERK																
MURPHREE	SUSAN	07/01/06	17	2,070.00		70,182.04	4,210.92	74,392.96	780.00	3,000.00					2,861.27	80,242.96
GELHAUS	STEPHANIE	10/01/21	2	240.00	22.31	43,784.50	2,627.07	46,411.57							1,785.06	46,651.57
KEENER	ANGELA	04/08/13	10	1,260.00	24.37	47,829.96	2,869.80	50,699.76							1,949.99	51,959.76
WRIGHT	DUSTIN	02/04/19	4	560.00	23.19	45,501.92	2,730.12	48,232.04							1,855.08	48,792.04
				4,130.00												180,994.76
COUNTY CLERK																
BERRY	TERRI	10/01/02	21	2,520.00		70,182.04	4,210.92	74,392.96	780.00	3,000.00					2,861.27	80,692.96
BLACKMON	KATLIN	05/31/22	1	100.00	21.29	41,785.28	2,507.12	44,292.40							1,703.55	44,392.40
DYCK	AGANETHA	01/21/20	3	450.00	23.19	45,501.92	2,730.12	48,232.04							1,855.08	48,682.04
GRADO	ANITA	12/01/19	4	460.00	24.37	47,829.96	2,869.80	50,699.76							1,949.99	51,159.76
RODRIGUEZ	ALLISA	04/01/20	3	420.00	22.31	43,784.50	2,627.07	46,411.57							1,785.06	46,831.57
				3,950.00												271,758.72
TAX ASSESSOR																
SHAW	SUSAN	03/04/91	32	3,600.00		70,182.04	4,210.92	74,392.96	780.00	3,000.00					2,861.27	81,772.96
ALVARADO	EVANGELINA	03/01/99	24	2,950.00	24.37	47,829.96	2,869.80	50,699.76							1,949.99	53,649.76
BALDERAS	MARIA	11/18/19	4	470.00	21.29	41,785.28	2,507.12	44,292.40							1,703.55	44,762.40
DELEON	TARRAN	10/04/21	2	240.00	23.19	45,501.92	2,730.12	48,232.04							1,855.08	48,472.04
ROBLEDO	LORENA	04/24/17	6	780.00	21.29	41,785.28	2,507.12	44,292.40							1,703.55	45,072.40
WILLIAMS	CAROLE	11/04/02	21	2,510.00	22.31	43,784.50	2,627.07	46,411.57							1,785.06	48,921.57
				10,550.00												322,651.12
COUNTY ATTORNEY																
NAGY	JOE	11/10/08	15	1,670.00		70,182.04	4,210.92	74,392.96	780.00	3,000.00				28,000.00	2,861.27	107,842.96
ATWOOD	KATHLEEN	09/22/03	20	2,410.00	23.19	45,501.92	2,730.12	48,232.04							1,855.08	50,642.04
LONGORIA	GLORIA	07/03/89	34	3,600.00	24.37	47,829.96	2,869.80	50,699.76							1,949.99	54,299.76
				7,680.00												212,784.76
TREASURER																
LORD	MICHAEL	01/01/11	12	1,410.00		70,182.04	4,210.92	74,392.96	780.00	3,000.00					2,861.27	79,582.96
BLACKMON	KOLT	02/28/22	1	140.00	22.31	43,784.50	2,627.07	46,411.57							1,785.06	46,551.57
MIDDLETON	WHITNEY	04/08/13	10	1,260.00	23.19	45,501.92	2,730.12	48,232.04							1,855.08	49,492.04
WRIGHT	ODILIA	10/30/06	17	2,040.00	24.37	47,829.96	2,869.80	50,699.76	780.00						1,949.99	53,519.76
				4,850.00												229,146.33
AUDITOR																
FELAN	ESMERALDA	10/01/13	10	1,200.00		70,182.04	4,210.92	74,392.96	780.00	3,000.00					2,861.27	79,372.96
DURATE	BRITTANY	02/03/20	3	440.00	22.31	43,784.50	2,627.07	46,411.57							1,785.06	46,851.57
GONZALES	NADINE	06/15/09	14	1,720.00	24.37	47,829.96	2,869.80	50,699.76	780.00						1,949.99	53,199.76
PIPKIN	KAYLA	11/01/12	11	1,310.00	23.19	45,501.92	2,730.12	48,232.04	780.00						1,855.08	50,322.04
PENNER	KRISTA	04/08/21	2	300.00	21.29	41,785.28	2,507.12	44,292.40							1,703.55	44,592.40
				4,970.00												274,338.72
CONSTABLE																
HALLUM	RONNIE	01/01/21	2	330.00		9,948.01	596.88	10,544.89	780.00						405.57	11,654.89

VERIFIED AND AGREED UPON: AUGUST 17, 2022
GAINES COUNTY: TREASURER *W* / AUDITOR *CS*

**GAINES COUNTY
2023 SALARY ALLOWANCE PER DEPARTMENT**

EMPLOYEE LAST NAME	FIRST NAME	HIRE	YRS OF SER.	LONGEVITY SALARY	HOURLY RATE	2022 SALARY	2023 6% INCREASE	2023 SALARY	CELL PHONE	MILEAGE	SRGT	LT	ON CALL UNIFORM	STATE SUPPLEMENT	BIWKLY	SALARY TOTAL GROSS
PROBATION																
GARCIA	MITZI	03/07/22				10,048.67	602.92	10,651.59							409.68	10,651.59
GARCIA	APOLONIO	03/16/15	8	1,030.00	22.90	44,939.60	2,696.38	47,635.98	780.00				8,320.00		1,832.15	57,765.98
GRISHAM	DELIA	09/02/03	20	2,410.00	37.08	72,763.72	4,365.82	77,129.54	780.00	3,000.00					2,966.52	83,319.54
HAIDUK	DEBORAH	09/01/12	11	1,330.00	28.48	55,887.61	3,353.26	59,240.87		3,000.00					2,278.49	63,570.87
TORRES	SHERI	10/01/14	9	1,080.00	21.29	41,785.28	2,507.12	44,292.40							1,703.55	45,372.40
				5,850.00												260,680.37
COUNTY COURT																
ABBOTT	SARA	10/05/20	3	360.00	23.19	45,501.92	2,730.12	48,232.04							1,855.08	48,592.04
JUSTICE OF PEACE 1																
ERICSON	BONNIE	12/08/21	0	0.00		70,182.04	4,210.92	12,398.84	130.00	500.00					3,099.71	13,028.84
KISSICK	PATRICK	01/19/21	2	290.00				61,994.12	650.00	2,500.00					2,817.91	65,434.12
AYALA	CELINA	06/28/21	2	280.00	22.66	45,501.92	2,730.12	48,232.04							1,855.08	48,512.04
LUJAN	VICKIE	04/24/21	2	300.00	24.37	47,829.96	2,869.80	50,699.76							1,949.99	50,999.76
				870.00												177,974.75
SHERIFF																
PIPKIN	RONNY	01/01/13	10	1,050.00		75,409.29	6,032.74	81,442.03	780.00	0.00					3,132.39	83,272.03
KYLE	ABBOTT	09/14/20	3	370.00	28.60	55,086.96	4,406.96	59,493.92	780.00						2,288.23	60,643.92
CONDE	DORA	10/29/07	16	1,920.00	24.83	47,829.96	3,826.40	51,656.36							1,986.78	53,576.36
GLANTON	KAITLYN	06/29/22	1	80.00	28.60	55,086.96	4,406.96	59,493.92	780.00						2,288.23	60,353.92
GUTIERREZ	ELIZABETH	04/17/17	6	780.00	28.60	55,086.96	4,406.96	59,493.92	780.00						2,288.23	61,053.92
HOLGUIN	CHRISTIEN	10/04/21	2	240.00	28.60	55,086.96	4,406.96	59,493.92	780.00						2,288.23	64,920.87
HYATT	MARK	09/01/21	2	250.00	28.60	55,086.96	4,406.96	59,493.92	780.00						2,288.23	60,523.92
LUIS	LUIS	05/07/15	8	1,010.00	28.60	55,086.96	4,406.96	59,493.92	780.00		900.00				2,288.23	62,183.92
MINJAREZ	LEON	03/14/11	12	1,510.00	28.60	55,086.96	4,406.96	59,493.92	780.00						2,288.23	61,783.92
MONTES	VICTOR	07/23/19	4	510.00	28.60	55,086.96	4,406.96	59,493.92	780.00		900.00				2,288.23	60,783.92
KISSICK	PATRICK	01/19/21	2	40.00	28.60	55,086.96	4,406.96	59,493.92	780.00						2,288.23	60,313.92
PINSON	SAVANNAH	07/24/20	3	390.00	28.60	55,086.96	4,406.96	59,493.92	780.00						2,288.23	60,663.92
SCOTT	COLBY	09/18/19	4	490.00	28.60	55,086.96	4,406.96	59,493.92	780.00						2,288.23	60,763.92
SIERRA	TABATHA	03/23/09	14	1,750.00	23.63	45,501.92	3,640.15	49,142.07							1,890.08	50,892.07
STANFIELD	BLAIN	03/30/15	8	1,030.00	28.60	55,086.96	4,406.96	59,493.92	780.00						2,288.23	61,303.92
VEST	JOSEPH	10/01/18	5	600.00	28.60	55,086.96	4,406.96	59,493.92	780.00			1,200.00			2,288.23	60,873.92
WALKER	LONDON	09/27/18	5	610.00	32.32	62,238.21	4,979.06	67,217.27	780.00						2,585.28	68,607.27
				12,630.00												1,052,515.61
JAIL																
ARANDA	BELEN	01/09/20	3	450.00	22.46	43,259.00	3,460.72	46,719.72							1,796.91	47,169.72
EVERETT	JAMES	07/24/13	10	1,230.00	22.46	43,259.00	3,460.72	46,719.72				900.00			1,796.91	48,849.72
GARZA	KYLER	08/03/22	1	40.00	22.46	43,259.00	3,460.72	46,719.72							1,796.91	46,759.72
GONZALES	ALFREDO JR	04/19/17	6	780.00	22.46	43,259.00	3,460.72	46,719.72							1,796.91	47,499.72
GRANADOS	GLORIA	10/01/06	17	2,040.00	30.48	58,707.16	4,696.57	63,403.73	780.00						2,438.61	66,223.73
GUERRERO	RENE III	06/27/21	2	280.00	22.46	43,259.00	3,460.72	46,719.72							1,796.91	46,999.72
HENNING	DAVID	05/26/15	8	1,010.00	22.46	43,259.00	3,460.72	46,719.72							1,796.91	47,729.72
HENSLEY	KADEN	08/01/22	1	40.00	22.46	43,259.00	3,460.72	46,719.72							1,796.91	46,759.72
JUAREZ	MARGARITA	08/31/15	8	980.00	22.46	43,259.00	3,460.72	46,719.72							1,796.91	47,699.72
MEDRANO	CHRISTOPHER	05/30/22	1	100.00	22.46	43,259.00	3,460.72	46,719.72							1,796.91	46,819.72
PEREZ	ANGELICA	03/02/22	1	140.00	22.46	43,259.00	3,460.72	46,719.72							1,796.91	46,859.72
RODRIGUEZ	CHRISTINA	06/27/22	1	80.00	22.46	43,259.00	3,460.72	46,719.72							1,796.91	46,799.72
STONE	JACOB	07/18/22	1	60.00	22.46	43,259.00	3,460.72	46,719.72							1,796.91	46,779.72
TREVINO	CATHERINE	10/03/17	6	720.00	22.46	43,259.00	3,460.72	46,719.72							1,796.91	47,439.72
PENA	ALISIA	06/27/16	7	880.00	30.28	58,326.63	4,666.13	62,992.76	780.00						2,422.80	64,652.76
JAILER			0	0.00	22.46	43,259.00	3,460.72	46,719.72							1,796.91	46,719.72
				8,830.00												791,762.57

VERIFIED AND AGREED UPON: AUGUST 17, 2022
GAINES COUNTY : TREASURER *NA* AUDITOR *es*

**GAINES COUNTY
2023 SALARY ALLOWANCE PER DEPARTMENT**

EMPLOYEE LAST NAME	FIRST NAME	HIRE	YRS OF SER.	LONGEVITY SALARY	HOURLY RATE	2022 SALARY	2023 6% INCREASE	2023 SALARY	CELL PHONE	MILEAGE	SRGT	LT	ON CALL UNIFORM	STATE SUPPLEMENT	BIWKLY	SALARY TOTAL GROSS
DISPATCHER																
ALANIZ	DANIEL	11/03/06	17	2,030.00	22.46	43,259.00	3,460.72	46,719.72							1,796.91	48,749.72
CASTILLO	CERA	05/01/15	8	1,010.00	22.46	43,259.00	3,460.72	46,719.72							1,796.91	47,729.72
ESTRADA	CRYSTAL	10/15/13	10	1,200.00	22.46	43,259.00	3,460.72	46,719.72							1,796.91	47,919.72
MCCALL	AMANDA	08/01/22	1	40.00	22.46	43,259.00	3,460.72	46,719.72							1,796.91	46,759.72
MARTIN	KAYLEY	11/01/21	2	220.00	22.46	43,259.00	3,460.72	46,719.72							1,796.91	46,939.72
NARVAEZ	GUISELA	02/18/08	15	1,880.00	27.21	52,410.39	4,192.83	56,603.22	780.00						2,177.05	59,263.22
SMITH	DIONNE	04/10/13	10	1,260.00	22.46	43,259.00	3,460.72	46,719.72							1,796.91	47,979.72
DISPATCHER			0	0.00	22.46	43,259.00	3,460.72	46,719.72							1,796.91	46,719.72
DISPATCHER			0	0.00	22.46	43,259.00	3,460.72	46,719.72							1,796.91	46,719.72
				7,640.00												438,780.98
JUSTICE OF PEACE 2																
SELLERS	CALVIN	01/01/15	8	930.00		58,147.93	3,488.88	61,636.81	780.00	3,000.00					2,370.65	66,346.81
KEMPER	AMY	10/03/05	18	2,160.00	22.31	43,784.50	2,627.07	46,411.57							1,785.06	48,571.57
				3,090.00												114,918.38
DPS																
FLEMONS	NAOMI	03/21/12	11	1,390.00	22.31	43,784.50	2,627.07	46,411.57							1,785.06	47,801.57
LIBRARY																
HALL	SABRA	07/25/11	12	1,470.00	25.49	50,014.74	3,000.88	53,015.62							2,039.06	54,485.62
GONZALES	JAMIE	08/01/13	10	1,220.00	22.31	43,784.50	2,627.07	46,411.57							1,785.06	47,631.57
HERNANDEZ	BOBBIE JO	06/17/19	4	520.00	21.29	41,785.28	2,507.12	44,292.40							1,703.55	44,812.40
POLYAK	TONI	10/01/04	19	2,280.00	23.19	45,501.92	2,730.12	48,232.04							1,855.08	50,512.04
SAAVEDRA	REBECCA	08/07/17	6	740.00	21.29	41,785.28	2,507.12	44,292.40							1,703.55	45,032.40
				6,230.00												242,474.02
BALL PARKS																
EXTRA HELP						24,000.00		26,400.00								26,400.00
LS & AG - EXTENSION SERVICE																
HOWARD	AMANDA	06/01/04	19	2,320.00	22.31	43,784.50	2,627.07	46,411.57							1,785.06	48,731.57
MILLICAN	TERRY	05/05/01				33,829.06	2,029.74	35,858.80	780.00						1,379.18	36,638.80
SNODGRASS	ERIN	11/01/15				11,766.63	706.00	12,472.63	780.00						479.72	13,252.63
				2,320.00												98,623.00
VETERANS AFFAIRS																
HERNANDEZ	SANJUAN	05/14/07	16	1,970.00	25.84	50,710.01	3,042.60	53,752.61	780.00	3,000.00					2,067.41	59,502.61
SOUTH CEMETERY																
ALANIZ	HECTOR	11/03/08	15	1,790.00	27.83	54,617.71	3,277.06	57,894.77					480.00		2,226.72	60,164.77
GARCIA	PABLO	08/12/13	10	1,220.00	26.82	52,618.27	3,157.10	55,775.37	780.00				480.00		2,145.21	58,255.37
				3,010.00												118,420.14
SEAGRAVES/LOOP CEMETERY																
DAVILA	JESUS	08/01/98	25	3,020.00	27.83	54,617.71	3,277.06	57,894.77	780.00				480.00		2,226.72	62,174.77
EMERGENCY MANAGEMENT																
BARRETT	ROBERT	11/01/17	6	710.00		55,113.62	3,306.82	58,420.44	780.00	3,000.00					2,246.94	62,910.44

**GAINES COUNTY
2023 SALARY ALLOWANCE PER DEPARTMENT**

EMPLOYEE LAST NAME	FIRST NAME	HIRE	YRS OF SER.	LONGEVITY SALARY	HOURLY RATE	2022 SALARY	2023 6% INCREASE	2023 SALARY	CELL PHONE	MILEAGE	SRGT	LT	ON CALL UNIFORM	STATE SUPPLEMENT	BIWKLY	SALARY TOTAL GROSS
SEMINOLE MUSEUM																
DAVIS	SALLY	05/09/16	7	890.00	20.24	39,711.92	2,382.72	42,094.64							1,619.02	42,984.64
SEAGRAVES MUSEUM																
MCCONAL	LESLIE	02/28/06	17	2,120.00	20.24	39,711.92	2,382.72	42,094.64							1,619.02	44,214.64
SEMINOLE SENIOR CITIZENS																
HERNANDEZ	MONICA	09/13/21	2	250.00	22.31	43,784.50	2,627.07	46,411.57							1,785.06	46,661.57
SEAGRAVES SENIOR CITIZENS																
GUTIERREZ	SHIRLEY	07/01/05	18	2,190.00	24.37	47,829.96	2,869.80	50,699.76							1,949.99	52,889.76
BUILDINGS																
BARRON	MONETTA	11/01/05	18	2,150.00	23.94	46,983.71	2,819.02	49,802.73	780.00	3,000.00			480.00		1,915.49	56,212.73
BUSTAMANTE	JOSE	10/01/19	4	480.00	28.12	55,181.19	3,310.87	58,492.06	780.00				480.00		2,249.69	60,232.06
BUSTAMANTE	MARIA	05/22/17	6	770.00	20.24	39,711.92	2,382.72	42,094.64					480.00		1,619.02	43,344.64
CASTILLO	NICHOLAS	01/07/08	15	1,890.00	30.48	59,809.94	3,588.60	63,398.54	780.00				480.00		2,438.41	66,548.54
ELIAS	MARIA	09/21/15	8	970.00	21.63	39,711.92	5,288.08	45,000.00	780.00				480.00		1,730.77	47,230.00
GARCIA	GUADALUPE	06/08/20	3	400.00	20.24	39,711.92	2,382.72	42,094.64					480.00		1,619.02	42,974.64
GARCIA	RAMIRO	01/01/03	20	2,490.00	28.12	55,181.19	3,310.87	58,492.06	780.00				480.00		2,249.69	62,242.06
NEUDORF	ABRAHAM	10/01/09	14	1,680.00	28.12	55,181.19	3,310.87	58,492.06	780.00				480.00		2,249.69	61,432.06
SENDEJO	JONATHAN	06/20/22	1	80.00	28.12	55,181.19	3,310.87	58,492.06	780.00				480.00		2,249.69	59,832.06
TARANGO	NORMA	01/04/21	2	330.00	20.24	39,711.92	2,382.72	42,094.64	780.00				480.00		1,619.02	43,684.64
VALDEZ	JESUS	09/30/19	4	490.00	20.24	39,711.92	2,382.72	42,094.64					480.00		1,619.02	43,064.64
				11,730.00												586,798.06
ELECTION ADMINISTRATOR																
ROBERSON	PATRICIA	01/23/06	17	2,130.00	29.98	58,833.16	3,529.99	62,363.15	780.00	3,000.00					2,398.58	68,273.15
WALL	AMANDA	02/16/21	2	160.00	10.65	20,892.64	1,253.56	22,146.20							851.78	22,306.20
				2,290.00												90,579.35
GOLF COURSE																
BUCHANAN	WILLIAM	06/06/22	1	80.00	21.29	41,785.28	2,507.12	44,292.40					480.00		1,703.55	44,852.40
HERZER	NATHAN	10/15/07	16	1,920.00	26.63	52,257.43	3,135.45	55,392.88	780.00				480.00		2,130.50	58,572.88
MULL	TAYLOR	03/15/16	7	910.00	21.29	41,785.28	2,507.12	44,292.40					480.00		1,703.55	45,682.40
NAVARRO	FRANK	01/29/13	10	1,290.00	21.29	41,785.28	2,507.12	44,292.40	780.00				480.00		1,703.55	46,842.40
NICHOLS	KEVIN	04/01/02	21	2,580.00	32.07	62,936.74	3,776.20	66,712.94	780.00				480.00		2,565.88	70,552.94
POTTS	RODGER	07/22/19	4	510.00	21.29	41,785.28	2,507.12	44,292.40	0.00				480.00		1,703.55	45,282.40
				7,290.00												266,933.01
GOLF COURSE ADMINISTRATION																
MCDONALD	SHAUN	10/01/19				16,712.59	1,002.76	17,715.35							681.36	17,715.35
INFORMATION TECHNOLOGY																
GONZALES	THOMAS	03/16/98	25	3,070.00	24.37	47,829.96	2,869.80	50,699.76	780.00	3,000.00					1,949.99	57,549.76
SHORTES	SCOTT	07/01/06	17	2,070.00	31.45	61,717.04	3,703.02	65,420.06	780.00	3,000.00					2,516.16	71,270.06
				5,140.00												128,819.82
FARM TO MARKET 1																
FARISS	LANCE	02/28/05	18	2,240.00	27.83	54,617.71	3,277.06	57,894.77					480.00		2,226.72	60,614.77
GUTIERREZ	STEVE	05/03/10	13	1,610.00	26.82	52,618.27	3,157.10	55,775.37					480.00		2,145.21	57,865.37
HERNANDEZ	ROBERT	05/05/03	20	2,450.00	27.83	54,617.71	3,277.06	57,894.77					480.00		2,226.72	60,824.77
LONGORIA	JOSE	06/27/22	1	80.00	26.82	52,618.27	3,157.10	55,775.37	0.00				480.00		2,145.21	56,335.37
LOPEZ	LUIS	01/01/01	22	2,730.00	30.25	59,349.39	3,560.96	62,910.35	780.00				480.00		2,419.63	66,900.35
PAYNE	CLINTON	11/03/08	15	1,790.00	27.83	54,617.71	3,277.06	57,894.77					480.00		2,226.72	60,164.77
RENNER	JOSHUA	02/09/15	8	1,040.00	26.82	52,618.27	3,157.10	55,775.37					480.00		2,145.21	57,295.37
RODRIGUEZ	JOE	07/16/18	5	630.00	26.82	52,618.27	3,157.10	55,775.37	0.00				480.00		2,145.21	56,885.37
RODRIGUEZ	JORGE	04/18/05	18	2,220.00	28.27	55,465.18	3,327.91	58,793.09	780.00				480.00		2,261.27	62,273.09
WHITFIELD	MARK	02/27/06	17	2,120.00	27.83	54,617.71	3,277.06	57,894.77					480.00		2,226.72	60,494.77
				16,910.00												599,654.00

Confidential

8/8/2022

VERIFIED AND AGREED UPON: AUGUST 17 2022
GAINES COUNTY : TREASURER *MD* AUDITOR *ES*

**GAINES COUNTY
2023 SALARY ALLOWANCE PER DEPARTMENT**

EMPLOYEE LAST NAME	FIRST NAME	HIRE	YRS OF SER.	LONGEVITY SALARY	HOURLY RATE	2022 SALARY	2023 6% INCREASE	2023 SALARY	CELL PHONE	MILEAGE	SRGT	LT	ON CALL UNIFORM	STATE SUPPLEMENT	BIWKLY	SALARY TOTAL GROSS
FARM TO MARKET 2																
ARCHER	JAY	01/17/05	18	2,250.00	30.25	59,349.39	3,560.96	62,910.35	780.00				480.00		2,419.63	66,420.35
ELIAS	ARTURO	02/20/12	11	1,400.00	26.82	52,618.27	3,157.10	55,775.37					480.00		2,145.21	57,655.37
GARCIA	MELQUIADEZ	09/05/17	6	730.00	27.62	54,196.82	3,251.81	57,448.63					480.00		2,209.56	58,658.63
GUTIERREZ	RICARDO	03/19/07	16	1,990.00	26.82	52,618.27	3,157.10	55,775.37					480.00		2,145.21	58,245.37
KUBECKA	ROBERT	08/26/13	10	1,220.00	26.82	52,618.27	3,157.10	55,775.37					480.00		2,145.21	57,475.37
MUNOZ	LUIS	05/07/12	11	1,370.00	27.83	54,617.71	3,277.06	57,894.77					480.00		2,226.72	59,744.77
REMPEL	PETER	07/01/19	4	510.00	26.82	52,618.27	3,157.10	55,775.37					480.00		2,145.21	56,765.37
REMPEL	JACOB	04/15/19	4	540.00	28.27	55,465.18	3,327.91	58,793.09	780.00				480.00		2,261.27	60,593.09
REMPEL	WILHELM	06/08/20	3	400.00	26.82	52,618.27	3,157.10	55,775.37					480.00		2,145.21	56,655.37
ROBERSON	TONY	05/02/05	18	2,210.00	27.83	54,617.71	3,277.06	57,894.77					480.00		2,226.72	60,584.77
				12,620.00												592,798.45
FARM TO MARKET 3																
ESQUIVEL	OSCAR	9/7/2021	2	250.00	26.82	52,618.27	3,157.10	55,775.37					480.00		2,145.21	56,505.37
FARISS	BRANSON	03/08/21	2	310.00	26.82	52,618.27	3,157.10	55,775.37					480.00		2,145.21	56,565.37
GUFFEY	GUY	08/18/08	15	1,820.00	26.82	52,618.27	3,157.10	55,775.37					480.00		2,145.21	58,075.37
HOLMES	DANIEL	06/11/18	5	640.00	26.82	52,618.27	3,157.10	55,775.37					480.00		2,145.21	56,895.37
PETERS	DAVID	08/08/22	1	40.00	26.82	52,618.27	3,157.10	55,775.37					480.00		2,145.21	56,295.37
REMPEL	EDWIN	03/22/21	2	310.00	26.82	52,618.27	3,157.10	55,775.37					480.00		2,145.21	56,565.37
SIMMONS	THOMAS	08/28/17	6	740.00	27.83	54,617.71	3,277.06	57,894.77	780.00				480.00		2,226.72	59,894.77
STARKEY	RICHARD	10/03/05	18	2,160.00	27.83	54,617.71	3,277.06	57,894.77					480.00		2,226.72	60,534.77
WIELER	FRANZ	09/02/14	9	1,090.00	28.27	55,465.18	3,327.91	58,793.09	780.00				480.00		2,261.27	61,143.09
OPEN POSITION			0	0.00	26.82	52,618.23	3,157.09	55,775.37					480.00		2,145.21	56,255.37
				7,360.00												
FARM TO MARKET 4																
ANDERSON	DAVID	04/29/19	4	540.00	26.82	52,618.27	3,157.10	55,775.37					480.00		2,145.21	56,795.37
BUCKWAY	DALE	07/11/22	1	60.00	25.30	52,618.27	3,157.10	55,775.37					480.00		2,145.21	56,315.37
CROSSLAND	TRAVIS	03/21/06	17	2,110.00	28.27	55,465.18	3,327.91	58,793.09					480.00		2,261.27	61,383.09
FITZGERALD	TONY	01/12/87	36	3,600.00	30.25	59,349.39	3,560.96	62,910.35	780.00				480.00		2,419.63	67,770.35
GARCIA	LIONEL	04/03/17	6	780.00	26.82	52,618.27	3,157.10	55,775.37					480.00		2,145.21	57,035.37
MORTON JR.	CLARENCE	08/01/98	25	3,020.00	27.83	54,617.71	3,277.06	57,894.77					480.00		2,226.72	61,394.77
NAVARRO	SANTIAGO	01/15/15	8	1,050.00	25.87	54,617.71	3,277.06	57,894.77					480.00		2,226.72	59,424.77
REMPEL	BERNHARD	03/23/20	3	430.00	26.82	52,618.27	3,157.10	55,775.37					480.00		2,145.21	56,685.37
SELLERS	DEREK	07/01/19	4	510.00	26.82	52,618.27	3,157.10	55,775.37					480.00		2,145.21	56,765.37
WIELER	ABRAHAM	01/06/14	9	1,170.00	26.67	55,465.18	3,327.91	58,793.09	780.00				480.00		2,261.27	61,223.09
				13,270.00												594,792.91
911 ADDRESSING FUND																
GONZALES	THOMAS					7,416.00	444.96	7,860.96							655.08	7,860.96
RECORDS PRESERVATION FUND																
WALL	AMANDA	02/16/21	2	160.00	10.05	20,892.64	1,253.56	22,146.20							851.78	22,306.20
AIRPORT																
EXTRA HELP								15,600.00								15,600.00
MEMORIAL CEMENTERY																
GUTIERREZ	MARK	06/17/19	4	520.00	26.82	52,618.27	3,157.10	55,775.37	780.00				480.00		2,145.21	57,555.37
INDIGENT																
MCDONALD	BENETTE					8,548.98	512.94	9,061.92							348.54	9,061.92
			TOTAL	185,500.00											SALARY TOTAL	8,644,430.57

Confidential

8/8/2022

VERIFIED AND AGREED UPON: AUGUST 17 2022
GAINES COUNTY : TREASURER [Signature] AUDITOR [Signature]

PART TIME AND EXTRA HELP

Extra Help (Minimum Wage: \$7.25)

FY 2023 Non-temporary, part-time employees must participate in the TCDRS retirement system that currently requires county and employee to contribute, respectively 7.60% and 7.0% of salary. All regular part-time employees weekly hours are restricted to a maximum of 28 hours per week. In FY 2023 all part-time help may be paid up to \$15.00 per hour. All regular part-time employee's hourly wage will be set during the budget process and approved by the Commissioner's Court. Part-time help can only be used in the positions authorized by the Commissioner's Court and are subject to budget constraints in the departments that have part-time help properly authorized.

******Special note to department heads: Variations of these hours may be considered, but any variation in hours allowed per part-time employee per week, must be approved by the Commissioners' Court prior to any variation taking place.******

APPROVED PART-TIME POSITIONS

2022

Probation

Stipend for Garcia-allowance of 8 hrs/week @ \$20.00 per hour (Regular salary for Garcia is State reimbursed) \$8,570.00

Sheriff's Department

Kaymi Felan - 20 hrs a week max; up to 1040 hours up to \$15.00 per hour \$15,600.00

Gaines County Library

Lola Lamberth - 20 hrs per week max; up to 1040 hours up to \$15.00 per hour \$15,600.00

Extra Help - 20 hrs per week max; up to 1040 hours up to \$15.00 per hour \$15,600.00

(Summer Reading Program allowance of 5 hrs extra a week for the Seagraves branch for 2 months (40 hrs) up to \$15.00 per hour)

\$600.00

Ball Park (Seasonal PT employees)

(Seminole--allowance of 1200 hrs up to \$15.00 per hour) \$18,000.00

(Seagraves--allowance of 1200 hrs up to \$15.00 per hour) \$18,000.00

Cemetery - Seminole

Extra Help - 28 hrs per week max; up to 1456 hours up to \$15.00 per hour \$21,840.00

Two (2) seasonal part time employees are allowed up to 40 hrs per week max for 3 months up to 15.00 per hour

\$14,400.00

Seminole Museum

Vicki Smith - 20 hrs per week max; up to 1040 hours up to \$15.00 per hour \$15,600.00

Seagraves Museum

Rebecca Valles - 20 hrs per week max; up to 1040 hours up to \$15.00 per hour \$15,600.00

Seminole Senior Citizens

Adrienne Betancourt - 27 hrs per week max; allowance of 1430 hrs up to \$15.00 per hour \$21,060.00

Monica Hernandez - 27 hrs per week max; allowance of 1430 hrs up to \$15.00 per hour \$21,060.00

Seagraves Senior Citizens

Maria Carrillo - allowance of 28 hrs a week up to \$14.11 per hour \$21,840.00

Maria C Perez - allowance of 20 hrs a week up to \$12.93 per hour \$15,600.00

Buildings

(Allowance of 1000 hrs up to \$15.00 per hour) \$15,000.00

Gaines County Park & Golf Course

Ramiro Garcia Jr - 28 hrs a week max; up to 1456 hours up to \$14.11 per hour \$21,840.00

Park: One seasonal part time employee is allowed up to 40 hrs per week (max) for 3 months up to 15.00 per hour

\$7,200.00

Golf Course: One seasonal part time employee is allowed up to 40 hrs per week (max) for 3 months up to 15.00 per hour

\$7,200.00

Miscellaneous (To be determined on individual basis by Commissioner's Court):

Hourly rates for clerks up to \$15.00 per hour.

Hourly rate for Road and Bridge personnel up to \$15.00 per hour.

Elections Judges @ \$15.00 per hour, Election Clerks @ \$12.00 per hour.

Jurors to be paid \$10.00 per day first day and \$40.00 per day thereafter.

Compensation Policy

Nonexempt employees (hourly wages) shall be compensated for up to forty (40) hours per average work at straight time whether such time is worked or taken as vacation, sick leave or compensatory time. For nonexempt monthly salaries, the straight time hourly wage shall be calculated as follows:

Monthly salary X 12 divided by 2080 = hourly rate

Overtime payment will be made only after the employee has ACTUALLY WORKED 40 hours in a week, excluding any leave taken and shall be paid at the rate of one and one-half times the hourly pay rate.

Or according to the employer's preference by compensatory time-off at the rate of one and one-half hour per hour worked overtime. All overtime payments are subject to budgetary limitations, department head approval and must not exceed their budget if considering allowing employee overtime.

The hourly rate for overtime pay shall be calculated as follows:

Monthly salary X 12 divided by 2080 X 1.5 = overtime hourly rate

Compensation for each holiday shall be for not more than eight (8) hours at straight time if no hours are worked and for not more than eight (8) hours at time and one-half for any hours that are worked. Every legal effort to avoid overtime work shall be administered by department heads.

Mileage and Expense Policy

The county judge and each county commissioner shall be reimbursed for in-county expense and use of their personal vehicles within the county in the amount of \$9,800.00 per annum paid monthly in the amount of \$816.67. Each county commissioner shall be reimbursed for use of their vehicle for out-of-county travel in the amount of \$300.00 per annum paid monthly in the amount of \$25.00.

Other Officials/Employees Mileage Allowance (To reimburse for frequent use of privately owned vehicle on county business)

District Clerk	250
County Clerk	250
Tax Assessor	250
Treasurer	250
County Attorney	250
Justice of the Peace Pct. #1	250
Justice of the Peace Pct. #2	250
Probation Officer (Delia and Deborah)	250 each
Veterans' Service Officer	250
I.T. Director	250
I.T. Assistant	250
Elections Administrator	250
Civil Defense Coordinator	250
Seagraves/Loop Janitor	250

Expense Advance and Travel Reimbursement Policy

All officials and employees can ask for advances and reimbursement for all hotel, mileage and other public purpose travel expenses that can be reasonably estimated or actually occurs while traveling for training or on other county business.

The IRS mileage and daily meal per diem rates will be reviewed annually and used as a guideline for setting reimbursement amounts for county officials and employees. The current IRS mileage rate is \$.625 cents per mile and the IRS daily per diem rate is up to \$59.00, if it involves overnight stays. The per diem rate is a non-accountable plan and does not require meal receipts.

For fiscal year 2023, the Gaines County daily per diem rate for overnight travel is \$65.00 a day beginning with the first day of travel. All officials and employees will be given one travel day prior to start of event.

Expense Advance and Travel Reimbursement Policy (continued)

In FY 11 and beyond, the Court has directed that all travelers seeking a reimbursable mileage payment will use Google Maps to determine the mileage using the most direct route. "The most direct (shortest) route" starts at 101 S Main St., Seminole, Texas to the Business/Conference site or the host hotel and return by the same route.

Receipts and claims for all travel, hotel, and other expenses must be submitted to the County Auditor, with an expense report claiming reimbursement. The Auditor's office will audit the reimbursement request and process in to accounts payables any and all valid claims against the county. Request for advances will be treated in the same manner.

For travel that does not involve overnight lodging, any and all requests for meal reimbursement must be processed through payroll. Additionally, all claims for meal reimbursement for this type of travel must include detailed receipts to ensure the correct amount is properly reimbursed through payroll. Only those amounts on a valid receipt will be reimbursed.

Expense advances may be requested, and a check issued during the next Accounts Payable cycle. The form entitled "Request For Travel Expense Advance" is self-explanatory. To obtain an expense advance, the form must be submitted to the Auditor no sooner than thirty working days prior to the date of departure and no later than 12:00 noon the Wednesday of a non-payroll week. Accounts payable is approved--usually the Wednesday before a PAYROLL DATE. Holidays or other circumstances may affect the deadline or the meeting schedule.

The form entitled "Travel Expense Report Form" and receipts must be submitted to the Treasurer along with any payment due County within seven (7) days of the travel return date whether or not there is a balance due the County. If the report is not timely, the entire amount of the advance shall be deducted from the recipient's next paycheck and the Travel Expense Report, if and when it is eventually submitted, shall be treated as though no expense advance was issued in the first place. Such payroll deductions shall be credited to the department account from which the advance was debited.

No reimbursement shall be paid for meals purchased within Gaines County (juries and court witnesses excepted). Only the expense of meals consumed by employees and officials or legal wards of or witnesses for the County shall be reimbursed. A request for reimbursement of out-of-pocket expenses must be submitted to the Auditor's Office on a "Travel Expense Report Form."

Meals reimbursement requests for anyone not on the Gaines County payroll must meet the Texas Supreme Court's 3-Part test and Article III Section 52 of the Texas Constitution to determine if the expenditure meets a "Public Purpose". Then the Commissioner's Court must deal with the request and approve such in the next court meeting before the Auditor's Office can process the request for reimbursement.

Sheriff's Petty Cash Fund

In accordance with Article 130.904 of V.T.C.A., local Government Code, Commissioners Court establishes a "Sheriff's Petty Cash Fund" in the amount of \$3000.00 for the purpose of advancing expenses to an officer or employee of the Sheriff's office for travel outside the county to conduct an investigation or to obtain custody of a prisoner. Accounting for the advance and subsequent expenses shall use "Request For Travel Expense Advance" and "Travel Expense Report" forms as modified by the Auditor for the purpose of this fund. Expenses paid from the Sheriff's Petty Cash shall be subject to the same restrictions and conditions as described in the preceding travel expense policies. To replenish the fund, the Sheriff shall submit a report as prescribed by the Auditor by authority of applicable Articles in Chapters 112, 113, 114 and 115 of V.T.C.A., Local Government Code.

Chief Deputy Salary Policy

The incremental salary difference is awarded and shall be paid monthly only if the Chief Deputy is available, qualified and able to perform all functions of office during an elected official's absence with exception of simultaneous sick leave of both the elected official and the Chief Deputy.

Expense Advance and Travel Reimbursement Policy (continued)

Jailer & Dispatcher On Duty Meals

Jailer and Dispatcher meals on the premises of the Gaines County Law Enforcement Center: The Commissioners' Court will furnish meals for both on duty Jailers and on duty Dispatchers during their shifts as a convenience to Gaines County. These meals are being provided for two reasons: the first is that all jail personnel must be immediately available for emergency calls at all times during their shifts in the case of disruption in the jail environment. The second reason is that the jailers and dispatchers meal times are restricted to a short meal period and the employees are not allowed to leave the jail while on their 12 hour shifts, so there are little if any other alternatives for their meal options.

BEGINNING SALARIES BASE PAY/YEARLY	FY 2022 YEARLY SALARY	FY 2023 YEARLY SALARY
ROAD & BRIDGE FOREMAN	\$59,349.39	\$62,910.35
ROAD & BRIDGE MECH	\$55,465.18	\$58,793.09
ROAD & BRIDGE CONSTR. SPEC	\$54,617.71	\$57,894.77
ROAD & BRIDGE OPER	\$52,618.27	\$55,775.37
CHIEF DEPUTY	\$62,238.21	\$67,217.27
CHIEF JAILER	\$60,326.63	\$65,152.76
ASSISTANT CHIEF JAILER	\$58,707.16	\$63,403.73
COMMUNICATIONS CHIEF	\$50,410.39	\$54,443.22
SHERIFF DEPUTY	\$55,086.96	\$59,493.92
SHERIFF JAILER/ DISPATCH (commissioned)	\$45,349.90	\$48,977.88
SHERIFF JAILER/ DISPATCH (non-commissioned)	\$43,259.00	\$46,719.72
SHERIFF EXECUTIVE ASSISTANT	\$47,829.96	\$51,656.36
SHERIFF EXECUTIVE 2ND ASSISTANT	\$45,501.92	\$49,142.07
LEAD CUSTODIAN	\$39,711.92	\$45,000.00
CUSTODIAN	\$39,711.92	\$42,094.64
MAINTENANCE FOREMAN	\$59,809.94	\$63,398.54
JOURNEYMAN CARPENTER/ELECTRICIAN	\$55,181.19	\$58,492.06
SENIOR CITIZENS (SEAGRAVES)	\$47,829.96	\$50,699.76
SENIOR CITIZENS (SEMINOLE)	\$43,784.50	\$46,411.57
MUSEUM (SEMINOLE)	\$39,711.92	\$42,094.64
MUSEUM (SEAGRAVES)	\$39,711.92	\$42,094.64
COUNTY COURT COORDINATOR	\$45,501.92	\$48,232.04
IT COORDINATOR	\$61,717.04	\$65,420.06
ASST. IT COORDINATOR	\$47,829.96	\$50,699.76
ELECTION ADMINISTRATOR	\$58,833.16	\$62,363.15
GOLF COURSE SUPT	\$62,936.74	\$66,712.94
GOLF COURSE ASST SUPT	\$52,257.43	\$55,392.88
GOLF LABORER	\$41,785.28	\$44,292.40
GOLF COURSE ADMIN.	\$16,712.59	\$17,715.35
EMERG MGT COORDINATOR	\$55,113.62	\$58,420.44
PUBLIC OFFICIALS ADMINISTRATIVE STAFF.		
**PLEASE NOTE THAT ONLY ONE PERSON CAN FILL THE CHIEF, 2ND AND 3RD POSITION AT ANY ONE TIME.		
CHIEF DEPUTY/EXECUTIVE ASSISTANT	\$47,829.96	\$50,699.76
2ND ASSISTANT	\$45,501.92	\$48,232.04
3RD ASSISTANT	\$43,784.50	\$46,411.57
4TH ASSISTANT	\$41,785.28	\$44,292.40

COMPENSATION POLICY

The Gaines County Commissioners Court will automatically review and consider the Consumer Price Index (CPI) average for the prior twelve month period as the starting point for raises for all officials and employees during budget hearings each year. Any raises will be contingent upon other budgetary considerations and subject to the availability of funds in the budget.

LONGEVITY PAY

I. POLICY

The Gaines County Commissioners Court has long recognized and rewarded employees for their continued service to the county. Starting in FY 2007 the Court has added Officials to the longevity pay schedule retroactive to their original hire or elected dates as applicable. However, because a prior court cannot obligate a future court, this policy will be subject to review and modification each year during budget hearings. Any future changes will be contingent upon other budgetary considerations and subject to the availability of funds in the budget

II.

PROCEDURE

- A. All Gaines County employees shall be eligible for longevity pay upon completion of one (1) year of continuous service.
- B. The amount of longevity pay shall be adjusted annually on the employee's Longevity Date.
- C. Employees shall accrue longevity pay up to and including 30 years as follows:

Years of Service		Longevity Pay			
1 - 30		\$10.00 per month for each year of service to the county.			
Years of Service	Monthly Payroll Amount	Years of Service	Monthly Payroll Amount	Years of Service	Monthly Payroll Amount
1	0	11	\$110.00	21	\$210.00
2	\$20.00	12	\$120.00	22	\$220.00
3	\$30.00	13	\$130.00	23	\$230.00
4	\$40.00	14	\$140.00	24	\$240.00
5	\$50.00	15	\$150.00	25	\$250.00
6	\$60.00	16	\$160.00	26	\$260.00
7	\$70.00	17	\$170.00	27	\$270.00
8	\$80.00	18	\$180.00	28	\$280.00
9	\$90.00	19	\$190.00	29	\$290.00
10	\$100.00	20	\$200.00	30+	\$300.00

- D. Officials/Employees who have at least 30 years of service as of September 30, 2003 will continue to receive longevity pay at their current rate until separation from the County.
- E. All full time new hires will be assigned a longevity date that is the same as their hire date.
- F. Employees returning within one year of previous service: Anniversary/Longevity date is the same as the original hire date. Employees returning after more than one year of absence: Anniversary/Longevity date is the rehire date.
- G. **Officials/employees shall receive longevity pay on the second pay period of each month after their first year of service.**
- H. Employees who separate from Gaines County will receive their longevity pay balances in their final paycheck prorated based upon the voluntary/involuntary day of termination.

GAINES COUNTY
2023 MONTHLY LONGEVITY SCHEDULE PER DEPARTMENT

DEPT	EMPLOYEE NAME		HIRE DATE	PREVIOUS YEARS	CURRENT YEARS	TOTAL MONTHS	LONGEVITY PAY
	LAST NAME	FIRST NAME					
COUNTY JUDGE & COMMISSIONERS							
1	KEYES	TOM	1/1/2015		8	96	\$210.00
1	BELT	CRAIG	1/1/2003		20	240	\$510.00
1	HOUSTON	JIMMY	9/15/2011		12	144	\$1,090.00
1	MURPHREE	DAVID	1/1/2017		6	48	\$810.00
1	ROSSON	DANNY	2/26/1990		32	384	\$3,600.00
1	MCDONALD	BENETTE	10/31/2005		18	216	\$2,160.00
DEPARTMENT TOTAL							\$8,380.00
DISTRICT CLERK							
2	MURPHREE	SUSAN	7/1/2006		17	204	\$2,070.00
2	GELHAUS	STEPHANIE	10/1/2021		2	24	\$240.00
2	KEENER	ANGELA	4/8/2013		10	120	\$1,260.00
2	WRIGHT	DUSTIN	2/4/2019		4	42	\$560.00
DEPARTMENT TOTAL							\$4,130.00
COUNTY CLERK							
3	BERRY	TERRI	10/1/2002		21	252	\$2,520.00
3	BLACKMON	KATLIN	5/31/2022		1	5	\$100.00
3	DYCK	AGANETHA	1/21/2020		3	36	\$450.00
3	GRADO	ANITA	12/1/2019		4	48	\$460.00
3	RODRIGUEZ	ALLISA	4/1/2020		3	36	\$420.00
DEPARTMENT TOTAL							\$3,950.00
TAX ASSESSOR							
4	SHAW	SUSAN	3/4/1991		32	384	\$3,600.00
4	ALVARADO	EVANGELINA	3/1/1999		24	288	\$2,950.00
4	BALDERAS	MARIA	11/18/2019		4	48	\$470.00
4	DELEON	TARRAN	10/4/2021		2	24	\$240.00
4	ROBLEDO	LORENA	4/24/2017		6	72	\$780.00
4	WILLIAMS	CAROLE	11/4/2002		21	252	\$2,510.00
DEPARTMENT TOTAL							\$10,550.00
COUNTY ATTORNEY							
6	NAGY	JOE	11/10/2008		15	180	\$1,670.00
6	ATWOOD	KATHLEEN	9/22/2003		20	240	\$2,410.00
6	LONGORIA	GLORIA	7/3/1989		34	408	\$3,600.00
DEPARTMENT TOTAL							\$7,680.00
TREASURER							
7	LORD	MICHAEL	1/1/2011		12	144	\$1,410.00
7	BLACKMON	KOLT	2/2/2022		1	12	\$140.00
7	MIDDLETON	WHITNEY	4/8/2013		10	120	\$1,260.00
7	WRIGHT	ODILIA	10/30/2006		17	204	\$2,040.00
DEPARTMENT TOTAL							\$4,850.00

GAINES COUNTY
2023 MONTHLY LONGEVITY SCHEDULE PER DEPARTMENT

DEPT	EMPLOYEE NAME		HIRE DATE	PREVIOUS YEARS	CURRENT YEARS	TOTAL MONTHS	LONGEVITY PAY
	LAST NAME	FIRST NAME					
AUDITOR							
8	FELAN	ESMERALDA	10/1/2013		10	120	\$1,200.00
8	DUARTE	BRITTANY	2/3/2020		3	30	\$440.00
8	GONZALES	NADINE	6/15/2009		14	168	\$1,720.00
8	PIPKIN	KAYLA	11/1/2012		11	132	\$1,310.00
8	PENNER	KRISTA	4/8/2021		2	24	\$300.00
DEPARTMENT TOTAL							\$4,970.00
CONSTABLE							
9	HALLUM	CHAD	1/1/2021		2	27	\$330.00
PROBATION							
12	GARCIA, JR.	APOLONIO	3/16/2015		8	96	\$1,030.00
12	GRISHAM	DELIA	9/2/2003		20	240	\$2,410.00
12	HAIIDUK	DEBORAH	9/1/2012		11	132	\$1,330.00
12	TORRES	SHERI	10/1/2014		9	108	\$1,080.00
DEPARTMENT TOTAL							\$5,850.00
COUNTY COURT							
13	ABBOTT	SARAH	10/5/2020		3	36	\$360.00
DEPARTMENT TOTAL							
JUSTICE OF PEACE 1							
15	ERICSON	BONNIE	12/8/2021				\$0.00
15	KISSICK	PATRICK	1/19/2021		2	24	\$290.00
15	AYALA	CELINA	6/28/2021		2	24	\$280.00
15	LUJAN	VICKIE	4/24/2021		2	24	\$300.00
DEPARTMENT TOTAL							\$870.00
SHERIFF							
16	PIPKIN	RONNY	1/1/2013		10	120	\$1,050.00
16	ABBOTT	KYLE	9/14/2020		3	36	\$370.00
16	CONDE	DORA	10/29/2007		16	192	\$1,920.00
16	GLANTON	KAITLYN	6/29/2022		1	12	\$80.00
16	GUTIERREZ	ELIZABETH	4/17/2017		6	72	\$780.00
16	HOLGUIN	CHRISTIEN	10/24/2021		2	24	\$240.00
16	HYATT	JOSE	9/1/2021		2	24	\$250.00
16	KISSICK	PATRICK	7/23/2019		2	24	\$40.00
16	LUIS	LUIS	5/7/2015		8	96	\$1,010.00
16	MINJAREZ	LEON	3/14/2011		12	144	\$1,510.00
16	MONTES	VICTOR	7/23/2019		4	48	\$510.00
16	PINSON	SAVANNAH	7/24/2020		3	36	\$390.00
16	SCOTT	COLBY	9/18/2019		4	48	\$490.00
16	SIERRA	TABATHA	3/23/2009		14	168	\$1,750.00
16	STANDFIELD	BLAIN	3/30/2015		8	96	\$1,030.00
16	VEST	JOSPH	10/1/2018		5	60	\$600.00
16	WALKER	LANDON	9/27/2018		5	60	\$610.00
DEPARTMENT TOTAL							\$12,630.00

GAINES COUNTY
2023 MONTHLY LONGEVITY SCHEDULE PER DEPARTMENT

DEPT	EMPLOYEE NAME		HIRE DATE	PREVIOUS YEARS	CURRENT YEARS	TOTAL MONTHS	LONGEVITY PAY
	LAST NAME	FIRST NAME					
JUSTICE OF PEACE 2							
18	SELLERS	CALVIN	1/1/2015		8	96	\$930.00
18	KEMPER	AMY	10/3/2005		18	216	\$2,160.00
DEPARTMENT TOTAL							\$3,090.00
DPS							
19	FLEMONS	NAOMI	3/21/2012		11	132	\$1,390.00
DEPARTMENT TOTAL							
LIBRARY							
20	HALL	SABRA	7/25/2011		12	144	\$1,470.00
20	GONZALES	JAMIE	8/1/2013		10	120	\$1,220.00
20	HERNANDEZ	BOBBIE JO	6/17/2019		4	48	\$520.00
20	POLYAK	TONI	10/1/2004		19	228	\$2,280.00
20	SAAVEDRA	REBECCA	8/7/2017		6	72	\$740.00
DEPARTMENT TOTAL							\$6,230.00
LS & AG - EXTENSION SERVICE							
23	HOWARD	AMANDA	6/1/2004		19	228	\$2,320.00
VETERANS AFFAIRS							
24	HERNANDEZ	SAN JUAN	5/14/2007		16	192	\$1,970.00
SOUTH CEMETERY							
31	ALANIZ	HECTOR	11/3/2008		15	180	\$1,790.00
31	GARCIA	PABLO	8/12/2013		10	120	\$1,220.00
DEPARTMENT TOTAL							\$3,010.00
SEAGRAVES/LOOP CEMETERY							
32	DAVILA	JESUS	8/1/1998		25	300	\$3,020.00
EMERGENCY MANAGEMENT							
34	BARRETT	ROBERT	11/3/2017		6	72	\$710.00
SEMINOLE MUSEUM							
36	DAVIS	SALLY	5/9/2016		7	84	\$890.00
SEAGRAVES MUSEUM							
37	MCCONAL	LESLIE	2/28/2006		17	204	\$2,120.00
SEMINOLE SENIOR CITIZENS							
38	HERNANDEZ	MONICA	9/13/2021		1	12	\$250.00
SEAGRAVES SENIOR CITIZENS							
39	GUTIERREZ	SHIRLEY	7/1/2005		18	216	\$2,190.00

GAINES COUNTY
2023 MONTHLY LONGEVITY SCHEDULE PER DEPARTMENT

DEPT	EMPLOYEE NAME		HIRE DATE	PREVIOUS YEARS	CURRENT YEARS	TOTAL MONTHS	LONGEVITY PAY
	LAST NAME	FIRST NAME					
GOLF COURSE							
42	BUCHANAN	WILLIAM	6/6/2022		1	12	\$80.00
42	HERZER	NATHAN	10/15/2007		16	192	\$1,920.00
42	MULL	TAYLOR	3/15/2016		7	84	\$910.00
42	NAVARRO	FRANK	1/29/2013		10	120	\$1,290.00
42	NICHOLS	KEVIN	4/1/2002		21	252	\$2,580.00
42	POTTS	RODGER	7/19/2019		4	48	\$510.00
DEPARTMENT TOTAL							\$7,290.00
DISPATCH							
45	ALANIZ	DANIEL	11/3/2006		17	204	\$2,030.00
45	CASTILLO	CERA	5/1/2015		8	96	\$1,010.00
45	ESTRADA	CRYSTAL	10/15/2013		10	120	\$1,200.00
45	MCCALL	AMANDA	8/1/2022		1	12	\$40.00
45	MARTIN	KAYLEY	11/1/2021		2	24	\$220.00
45	NARVAEZ	GUISELA	2/18/2008		15	180	\$1,880.00
45	SMITH	DIONNE	4/10/2013		10	120	\$1,260.00
DEPARTMENT TOTAL							\$7,640.00
JAIL							
45	ARANDA	BELEN	1/9/2020		3	36	\$450.00
45	EVERETT	JAMES	7/24/2013		10	120	\$1,230.00
45	GARZA	KYLER	8/3/2022		1	12	\$40.00
45	GONZALES	ALFREDO	4/19/2017		6	72	\$780.00
45	GRANADOS	GLORIA	10/1/2006		17	204	\$2,040.00
45	GUERRERO	RENE III	6/27/2021		2	24	\$280.00
45	HENNING	DAVID	5/26/2015		8	96	\$1,010.00
45	HENSLEY	KADEN	8/1/2022		1	12	\$40.00
45	JUAREZ	MARGARITA	8/31/2015		8	96	\$980.00
45	MEDRANO	CHRISTOPHER	5/30/2022		1	12	\$100.00
45	PENA	ALISIA	6/27/2016		7	84	\$880.00
45	PEREZ	ANGELICA	3/2/2022		1	12	\$140.00
45	RODRIGUEZ	CHRISTINA	6/27/2022		1	12	\$80.00
45	STONE	JACOB	07/118/2022		1	12	\$60.00
45	TREVINO	CATHERINE	10/3/2017		6	72	\$720.00
DEPARTMENT TOTAL							\$8,830.00
BUILDINGS							
60	BARRON	MONETTA	11/1/2005		18	216	\$2,150.00
60	BUSTAMANTE	JOSE	10/1/2019		4	48	\$480.00
60	BUSTAMANTE	MARIA	5/22/2017		6	72	\$770.00
60	CASTILLO	NICHOLAS	1/7/2008		15	180	\$1,890.00
60	ELIAS	MARIA	9/21/2015		8	96	\$970.00
60	GARCIA	GUADALUPE	6/8/2020		3	36	\$400.00
60	GARCIA	RAMIRO	1/1/2003		20	240	\$2,490.00
60	NEUDORF	ABRAHAM	10/1/2009		14	168	\$1,680.00
60	SENDJO	JONATHAN	6/20/2022		1	12	\$80.00
60	TARANGO	NORMA	1/4/2021		2	24	\$330.00
60	VALDEZ	JESUS	9/30/2019		4	48	\$490.00
DEPARTMENT TOTAL							\$11,730.00

GAINES COUNTY
2023 MONTHLY LONGEVITY SCHEDULE PER DEPARTMENT

DEPT	EMPLOYEE NAME		HIRE	PREVIOUS	CURRENT	TOTAL	LONGEVITY
	LAST NAME	FIRST NAME	DATE	YEARS	YEARS	MONTHS	PAY
ELECTION ADMINISTRATOR							
63	ROBERSON	PATRICIA	1/23/2006		17	204	\$2,130.00
63	WALL	AMANDA	2/16/2021		2	24	\$160.00
DEPARTMENT TOTAL							\$2,290.00
INFORMATION TECHNOLOGY							
68	SHORTES	SCOTT	7/1/2006		17	204	\$2,070.00
68	GONZALES	THOMAS	3/16/1998		25	300	\$3,070.00
DEPARTMENT TOTAL							\$5,140.00
FARM TO MARKET 1							
91	FARISS	LANCE	2/28/2005		18	216	\$2,240.00
91	GUTIERREZ	STEVE	5/3/2010		13	156	\$1,610.00
91	HERNANDEZ	ROBERT	5/5/2003		20	240	\$2,450.00
91	LONGORIA	JOSE	6/27/2022		1	12	\$80.00
91	LOPEZ	LUIS	1/1/2001		22	264	\$2,730.00
91	PAYNE	CLINTON	11/3/2008		15	180	\$1,790.00
91	RENNER	JOSHUA	2/8/2015		8	96	\$1,040.00
91	RODRIGUEZ	JOE	7/16/2018		5	60	\$630.00
91	RODRIGUEZ	JORGE	4/18/2005		18	216	\$2,220.00
91	WHITFIELD	MARK	2/27/2006		17	204	\$2,120.00
DEPARTMENT TOTAL							\$16,910.00
FARM TO MARKET 2							
92	ARCHER	JAY	1/17/2005		18	216	\$2,250.00
92	ELIAS	ARTURO	2/20/2012		11	132	\$1,400.00
92	GARCIA	MELQUIADEZ	9/5/2017		6	72	\$730.00
92	GUTIERREZ	RICARDO	3/19/2007		16	192	\$1,990.00
92	KUBECKA	ROBERT	8/26/2013		10	120	\$1,220.00
92	MUNOZ	LUIS	5/7/2012		11	132	\$1,370.00
92	REMPEL	JACOB	3/15/2019		4	48	\$540.00
92	REMPEL	PETER	7/1/2019		4	48	\$510.00
92	REMPEL	WILHELM	6/8/2020		3	36	\$400.00
92	ROBERSON	TONY	5/2/2005		18	216	\$2,210.00
DEPARTMENT TOTAL							\$12,620.00
FARM TO MARKET 3							
93	ESQUIVEL	OSCAR	9/7/2021		2	24	\$250.00
93	FARISS	BRANSON	3/8/2021		2	24	\$310.00
93	GUFFEY	GUY	8/18/2008		15	180	\$1,820.00
93	HOLMES	DANIEL	6/11/2018		5	60	\$640.00
93	PETERS	DAVID	8/3/2022		1	12	\$40.00
93	REMPEL	EDWIN	3/22/2021		2	24	\$310.00
93	SIMMONS	THOMAS	8/28/2017		6	72	\$740.00
93	STARKEY	RICHARD	10/3/2005		18	216	\$2,160.00
93	WIELER	FRANZ	9/2/2014		9	108	\$1,090.00
DEPARTMENT TOTAL							\$7,360.00

GAINES COUNTY
2023 MONTHLY LONGEVITY SCHEDULE PER DEPARTMENT

DEPT	EMPLOYEE NAME		HIRE	PREVIOUS	CURRENT	TOTAL	LONGEVITY
	LAST NAME	FIRST NAME	DATE	YEARS	YEARS	MONTHS	PAY
FARM TO MARKET 4							
94	ANDERSON	DAVID	4/29/2019		4	48	\$540.00
94	BUCKWAY	DALE	7/11/2022		1	3	\$60.00
94	CROSSLAND	TRAVIS	3/21/2006		17	204	\$2,110.00
94	FITZGERALD	TONY	1/12/1987		36	432	\$3,600.00
94	GARCIA	LIONEL	4/3/2017		6	72	\$780.00
94	MORTON JR.	CLARENCE	8/1/1998		25	300	\$3,020.00
94	NAVARRO	SANTIAGO	1/5/2015		8	96	\$1,050.00
94	REMPEL	BERNHARD	3/23/2020		3	36	\$430.00
94	SELLERS	DEREK	7/19/2019		4	48	\$510.00
94	WIELER	ABRAHAM	1/6/2014		9	108	\$1,170.00
DEPARTMENT TOTAL							\$13,270.00
MEMORIAL CEMENTERY							
220	GUTIERREZ	MARK	6/17/2019		4	48	\$520.00
RECORDS PRESERVATION FUND							
125	WALL	AMANDA	2/16/2021		2	8	\$160.00

LONGEVITY GRAND TOTAL \$185,500.00



Plan Assessment for Plan Year 2023
Gaines County – 182
Participation Date – 1/1/1969

It's that time of year again — time to look at your TCDRS retirement plan and decide whether or not your benefits are adequate and affordable. This plan assessment will give you an overview of the benefits you provide as well as how much it will cost to provide these benefits in the upcoming plan year.

2023 Plan

Basic Plan Options

Employee Deposit Rate	7%
Employer Matching	160%
Prior Service Credit	No Employees Eligible(1)

Retirement Eligibility

Age 60 (Vesting)	8 years of service
Rule of	80 years total age + service
At Any Age	30 years of service

Optional Benefits

Partial Lump Sum	No
Group Term Life	None

Retirement Plan Funding

Total Normal Cost Rate	13.68%
Employee Deposit Rate	<u>-7.00%</u>
Employer-Paid Normal Cost Rate	6.68%
UAAL / (OAAL) Rate	<u>0.92%</u>
Required Rate	7.60%
Elected Rate	N/A

Total Contribution Rate

Retirement Plan Rate	7.60%
(greater of required and elected rate)	
Group Term Life Rate	<u>N/A</u>
Total Contribution Rate	7.60%

Valuation Results (Dec. 31, 2021)

Actuarial Accrued Liability	\$46,318,744
Actuarial Value of Assets	<u>\$45,181,887</u>
Unfunded / (Overfunded) AAL	\$1,136,857
Funded Ratio	97.5%

Notes:

Last COLA: 2009

1. No members were hired before the employer began participation in TCDRS, so prior service does not apply.

SECTION I
Actuarial valuation results for your TCDRS plan
as of Dec. 31, 2021

RATES EFFECTIVE 2023

The following shows some key results of the actuarial valuation as of Dec. 31, 2021. For comparison purposes, the results of the prior valuation, after reflecting any plan changes effective Jan. 1, 2022, are also shown. Please refer to the bottom of the section titled "Reasons for Rate Change" in the Retirement Plan Assessment for an analysis of what caused the changes in your contribution rate.

Employer Name: Gaines County

Employer Number: 182

Plan Assets & Liabilities	Dec. 31, 2021	Dec. 31, 2020
1. Present value of future benefits:		
Benefit recipients	\$21,678,990	\$19,977,840
Members	\$34,468,360	\$35,424,423
Total	\$56,147,350	\$55,402,263
2. Present value of future normal cost contributions	\$9,828,606	\$10,868,361
3. Actuarial accrued liability (line 1 – line 2)	\$46,318,744	\$44,533,902
4. Actuarial value of assets	\$45,181,887	\$42,926,818
5. Unfunded/(Overfunded) actuarial accrued liability [UAAL/(OAAL)] (line 3 – line 4)	\$1,136,857	\$1,607,084
6. Funded ratio (line 4 / line 3)*	97.5%	96.4%
7. Effective amortization period (in years)**	18.5	20.0
 Retirement Plan Funding	 2023***	 2022****
Total normal cost rate	13.68%	13.90%
Member deposit rate	7.00%	7.00%
Employer-paid normal cost rate	6.68%	6.90%
UAAL/(OAAL) rate	0.92%	1.42%
Required rate	7.60%	8.32%
 Elected rate	 N/A	 N/A
Retirement plan rate (greater of required or elected rate)	7.60%	8.32%

Please refer to the Glossary for additional information on the terms used above.

* The funded ratio assumes on-going TCDRS plan participation. The funded ratio does not represent the financial status for a terminating plan.

** This is the period it would take for the UAAL to be fully paid down assuming the retirement plan rate shown is paid each year in the future and all future experience emerges exactly as assumed.

*** 2023 rates assume you do not make any plan changes and that you continue your elected rate, if any, currently in effect for 2022.

**** These rates reflect plan changes effective Jan. 1, 2022 (if any).



**GAINES COUNTY
CELLULAR PHONE ALLOWANCE POLICY**

EFFECTIVE DATE: OCTOBER 1ST, 2006

PURPOSE:

To reduce cellular telephone costs by eliminating all cellular telephones provided by Gaines County and replacing them with a monthly allowance for authorized individuals to pay for cellular telephone services. Further, to establish Commissioners' Court approved policies regarding the use of an allowance granted for cell phone use. The allowance will be *\$65.00 per month for all county officials/personnel based upon the nature of their duties*, paid through payroll, for each authorized user.

I. GENERAL

- 1.01 Access to cellular telephone services is provided to GAINES County Officials and employees to enhance public safety or improve productivity and responsiveness to our citizens.

- 1.02 Officials/Department Heads agree to review their department's usage monthly and on an annual basis. Prior to each year's budget Officials / Department Heads also agree to justify and obtain approval through Commissioners' Court for their department's cell phone allowances.

- 1.03 JUSTIFICATION GUIDELINES:

Officials/Department Heads should justify their employee authorizations by using each of the following guidelines and identifying how users may fit within each of the three categories below:

- A. Nature of user responsibility:
 - 1) Users should have a significant component of their work outside a permanent office; or
 - 2) Users have a significant "on-call" responsibility such that the user must be readily available outside normal business hours and require rapid telephone access; and

- B. Demonstrable improvement in public safety, public service or employee productivity
 - 1) Enhance public safety by providing access to a cell phone for users to make direct contact with police, fire or other federal, state, local or private agencies or for use by County public safety agencies to contact citizens about their calls for service; or
 - 2) Enhance public service by access to a cell phone such as rapid access to parties in a more rapid and timely fashion than use of landline services; or
 - 3) Improve productivity by providing access to a cell phone the user may contact County offices or other agencies, suppliers, vendors or others where there is no access to alternate communication methods (such as land based telephones) or employees would lose time and productivity by using such other methods or where the employee is required to be "on-call" to respond to County issues.

- And
- C. There are no other practical alternatives for cost effective and timely communications using landlines or other communications methods such as pagers or existing County two-way radio systems.

II. CELL PHONE ALLOWANCE

2.01 Each elected official or department head will provide the County Auditor with the names of those individuals from their departments that meet the criteria specified in section 1. The Auditor will consolidate the listing once all names are in and present the total list to the commissioners' court for review and approval. Once approved, the list will be provided to the Treasurer's office for inclusion in the payroll system. The allowance will then be distributed through the payroll process.

2.01.1 Each official or employee that receives this allowance is required to submit proof of cell phone service in their name to the Treasurer **BEFORE the cell phone allowance is started.** Additionally, each allowance recipient must be prepared to show proof of existing service to the County Treasurer and/or the County Auditor at any time. Failure to do so will result in the immediate termination of this allowance.

2.02 *Users receiving the \$65.00 Cell phone allowance will be required to follow the procedures set forth by the County Auditor in paragraphs 2.03 – 2.08.*

2.03 **Gaines County will not guarantee payment of user bills or in any way be a party to any agreement between the user and the Cellular Phone provider.**

2.04 Users may obtain service from any provider of their choice and the user must acquire service that meets the following minimum standards:

- A. A reliable handset kept in good working order to make and receive calls;
- B. Voice mail to receive messages if in an area of low signal strength or to receive messages if the User is on the phone with another party;
- C. Roaming capability if necessary to receive and make County related calls;
- D. Long distance capability if necessary to receive and make County related calls.
- E. A battery that is reliable in operation that can be continually charged to make and receive calls for County business.

2.05 Users are required to make prompt payment of their cellular bills to the provider of their choice to ensure that the phone is available at all times to complete their County work duties. Authorized users should notify their supervisors immediately if they no longer have a cellular phone. *Failure to maintain active service with the phone provider will terminate the employee's phone allowance immediately.*

2.06 **The users under this Policy are completely responsible for payment to their provider of choice, including but not limited to any amount determined to be in excess of the approved monthly cell phone Allowance.**

2.07 Users may use the cell phone for any legal purpose they desire, including personal use on personal time, however, they must ensure that the "charged" cell phone is available for use to conduct County business.

2.08 Officials/Department Heads will ensure that they have appropriate funds in their budget for the monthly cell phone Allowance for each user.

APPROVED THIS DATE _____

COUNTY JUDGE, TOM N. KEYES

COMMISSIONER PCT 1, DANNY YOCOM

COMMISSIONER, PCT 2, CRAIG BELT

COMMISSIONER, PCT 3, BLAIR THARP

COMMISSIONER, PCT 4, CHARLIE LOPEZ

(To see original document refer to **Commissioner's Court Minutes Vol. 51 Page 252**, Gaines County Clerk's Office.)

**GAINES COUNTY
CELLULAR PHONE ALLOWANCE POLICY**

EFFECTIVE DATE: OCTOBER 1ST, 2006
AMENDED: SEPTEMBER 10, 2006

CELL PHONE ALLOWANCE

(Para. 2.01 is amended by the addition of this subparagraph)

2.01.1 Each official or employee that receives this allowance is required to submit proof of cell phone service in their name to the Treasurer **BEFORE the cell phone allowance is started.** Additionally, each allowance recipient must be prepared to show proof of existing service to the County Treasurer and/or the County Auditor at any time. Failure to do so will result in the immediate termination of this allowance.

APPROVED THIS DATE _____

COUNTY JUDGE, TOM N. KEYES

COMMISSIONER PCT 1, DANNY YOCOM

COMMISSIONER, PCT 2, CRAIG BELT

COMMISSIONER, PCT 3, BLAIR THARP

COMMISSIONER, PCT 4, CHARLIE LOPEZ

(To see original document refer to **Commissioner's Court Minutes Vol. 51 Page 252.** Gaines County Clerk's Office.)

**GAINES COUNTY
CELLULAR PHONE ALLOWANCE POLICY**

EFFECTIVE DATE: OCTOBER 1ST, 2006
AMENDED: SEPTEMBER 10, 2007

CELL PHONE ALLOWANCE

The last sentence of the Purpose Paragraph language is replaced by this sentence.

The allowance will be *\$65.00 per month for all county officials/personnel based upon the nature of their duties*, paid through payroll, for each authorized user.

APPROVED THIS DATE _____

COUNTY JUDGE, TOM N. KEYES

COMMISSIONER PCT 1, DANNY YOCOM

COMMISSIONER, PCT 2, CRAIG BELT

COMMISSIONER, PCT 3, BLAIR THARP

COMMISSIONER, PCT 4, CHARLIE LOPEZ

(To see original document refer to **Commissioner's Court Minutes Vol. 51 Page 252**, Gaines County Clerk's Office.)

GAINES COUNTY
CELLULAR PHONE ALLOWANCE LIST

EMPLOYEE NAME	DEPT.	EMPLOYEE NAME	DEPT.
County Judge/Commissioners		JP #2	
Craig Belt	1	Calvin Sellers	18
Biz Houston	1	Extension	
Tom Keyes	1	Terry Millican	23
Benette McDonald	1	Erin Snodgrass	23
David Murphree	1	Veterans Affairs	
Brian Rosson	1	Sanjuan G. Hernandez	24
District Clerk		South Cemetery	
Susan Murphree	2	Pablo Garcia	31
County Clerk		Seagraves/Loop Cemetery	
Terri Berry	3	Jesse Davila	32
Tax Assessor		Buildings	
Susan Shaw	4	Monetta Barron	60
County Attorney		Jose Bustamante Santillan	60
Joe Nagy	6	Nick Castillo	60
Treasurer		Maria Elias	60
Michael Lord Jr	7	Ramiro Garcia	60
Odilia Wright	7	Abraham Neudorf	60
Probation		Jonathan Sendejo	60
PJ Garcia	12	Norma Tarango	60
Delia Grisham	12	Elections Department	
JP #1		Patricia Roberson	63
Bonnie Ericson (interim)	15	I.T. Director	
Sheriff		Tommy Gonzales	68
Ronny Pipkin	16	Scott Shortes	68
Kyle Abbott	16	Golf Course	
Kaitlyn Glanton	16	Scott Nichols	42
Abby Gutierrez	16	Nathan Herzer	42
Christien Holguin	16	Frank Navarro	42
Mark Hyatt	16	Farm to Market #1	
Luis Luis	16	Luis Lopez	91
Packy Kissick	16	Jorge Rodriguez	91
Leon Minjarez	16	Farm to Market #2	
Victor Montez	16	Jay Archer	92
Savannah Pinson	16	Jacob Rempel	92
Blain Stanfield	16	Farm to Market #3	
Joe Vest	16	Thomas Simmons	93
Landon Walker	16	Franz Wieler	93
		Farm to Market #4	
Jail		Tony Fitzgerald	94
Gloria Granados	45	Abraham Wieler	94
Alisia Pena	45	Memorial Cemetery	
Guisela Narvaez	45	Mark Gutierrez	220

CAPITAL AND NON-CAPITAL EQUIPMENT PURCHASE

BUDGET REQUESTS FOR FY 2023

ACCOUNT CHARGED	ACCT. #	DEPARTMENT	ITEM REQUESTED	NO. TOTAL DEPT
NON-CAPITAL EQUIP. PURCHASE		<u>THERE ARE NONE</u>		0.00
CAPITAL EQUIP. PURCHASE		<u>THERE ARE NONE</u>		0.00
TOTAL: CAPITAL EQUIP. PURCHASE				0.00
TOTAL: NON-CAPITAL EQUIP. PURCHASE				0.00
TOTAL				0.00

01 GENERAL FUND

02:29 PM

	2020 ACTUAL	2021 ACTUAL	2022 ACTUAL	2022 CURRENT BUDGET	2023 PROPOSED BUDGET
FUND BALANCE	5,769,341.16	6,773,675.08	6,468,014.77	6,468,014.77	.00
-----RECEIPTS-----					
30110 CURRENT TAX	14,291,187.05	13,557,377.47	13,241,317.70	13,230,000.00	15,015,600.00
30120 DELINQUENT TAX	217,321.55	224,338.53	163,875.40	200,000.00	200,000.00
30131 MIXED BEV CNTY ALLOCATION	13,716.80	21,710.50	11,196.86	10,000.00	10,000.00
30210 TAX COLLECTOR--COUNTY COMMISSI	46,512.80	170,126.41	29,998.30	45,000.00	45,000.00
30211 TAX COLLECTOR FEES STATE COMMI	20,587.95	13,080.25	11,900.85	18,000.00	18,000.00
30212 TAX COLLECTOR FEE TITLE REPORT	25,165.00	27,760.00	17,550.00	25,000.00	25,000.00
30213 TAX COLLECTOR FEE MISCELLANEOU	134,311.01	.00	157,884.08	85,000.00	100,000.00
30220 DISTRICT CLERK FEES	17,773.42	18,161.16	7,396.72	20,000.00	20,000.00
30221 DIST.CLK-COPIES & PASSPORTS	4,024.00	5,464.00	2,203.60	5,000.00	5,000.00
30224 DC-TIME PAYMENT FEE	15.00	150.00	75.00	100.00	100.00
30225 JP#1-TIME PAYMENT FEE	822.81	450.00	233.40	600.00	600.00
30226 JP#2-TIME PAYMENT FEE	95.00	257.29	85.78	90.00	90.00
30228 CC-TIME PAYMENT FEE	72.50	210.00	165.00	100.00	100.00
30229 COUNTY SPECIALTY COURT FEE	181.49	1,108.51	570.00	5.00	5.00
30230 COUNTY CLERK FEES	199,927.41	186,175.01	112,842.11	240,000.00	200,000.00
30231 ADDITIONAL CITATION-PROBATE	.00	.00	8.00	.00	.00
30240 COUNTY ATTORNEY FEES	541.48	360.52	240.00	3,500.00	1,500.00
30245 COUNTY COURT-EDUCATION	145.00	315.00	30.00	185.00	185.00
30250 COMMISSION FROM STATE FEES	19,100.22	30,924.39	.00	35,000.00	35,000.00
30255 COUNTY COURT-CRIMINAL FEES	.00	.00	.00	5.00	5.00
30256 COUNTY COURT REIMBURSEMENT	968.00	1,044.26	.00	1,000.00	1,000.00
30270 COUNTY COURT - JUDGES FEES	159.00	226.00	22.00	200.00	200.00
30280 COUNTY COURT-JURY FEES	86.00	.00	7.00	500.00	500.00

01 GENERAL FUND

	2020 ACTUAL	2021 ACTUAL	2022 ACTUAL	2022 CURRENT BUDGET	2023 PROPOSED BUDGET
-----RECEIPTS-----					
30295 COUNTY COURT-ATTORNEY AD LIT	.00	.00	.00	1,000.00	1,000.00
30310 DISTRICT COURT-ATTORNEY AD LIT	7,511.00	7,808.00	1,901.00	5,000.00	5,000.00
30410 SHERIFF FEES	26,800.38	25,614.22	10,727.13	25,000.00	25,000.00
30411 SHERIFF- SURETY BONDS	.00	.00	.00	5.00	5.00
30412 LOF-LAW OFFICER FEE	1,400.00	300.00	50.00	1,600.00	1,600.00
30417 CONSTABLE FEES	.00	100.00	100.00	5.00	100.00
30420 WARRANT FEES	500.00	473.66	337.28	500.00	500.00
30439 JP TRANSACTION FEES	1,573.37	1,812.03	721.00	5.00	1,000.00
30440 J.P.#1 FINES	188,575.85	157,413.07	51,676.59	140,000.00	140,000.00
30441 J.P.#1 TFC--TRAFFIC	634.72	117.75	79.91	1,500.00	800.00
30442 JP#1-DEFERRED FINE	9,070.40	6,188.00	2,860.00	10,000.00	10,000.00
30450 J.P.#1 CIVIL	2,690.00	3,250.00	1,569.02	1,000.00	2,700.00
30451 J.P.#1 SMALL CLAIMS	.00	.00	.00	500.00	500.00
30452 J.P.#1 ABSTRACT OF JUDGEMENT	5.00	10.00	.00	60.00	60.00
30453 J.P. # 1 COPIES	.00	.00	.00	5.00	5.00
30454 JP#1-COMPLIANCE DISMISSAL FINE	458.14	30.00	140.00	1,000.00	500.00
30460 J.P. #2 FINES	68,327.20	37,762.71	20,242.72	70,000.00	70,000.00
30461 J.P. #2 TFC--TRAFFIC	463.55	60.00	31.00	750.00	500.00
30462 JP#2-DEFERRED FINE	2,594.80	2,793.00	447.90	4,500.00	3,000.00
30470 J.P. #2 CIVIL	405.00	365.00	480.00	400.00	750.00
30471 J.P. #2 SMALL CLAIMS	.00	.00	.00	100.00	100.00
30474 JP#2-COMPLIANCE DISMISSAL FINE	109.60	401.45	60.00	400.00	400.00
30475 (FTA) FAILURE TO APPEAR PROGRA	32.00	6.00	.00	100.00	100.00
30480 DIST COURT - JURY FEES	.00	.00	480.00	5.00	700.00
30610 LIBRARY-- FINES	3,413.30	4,286.95	1,777.60	5,000.00	4,500.00
30611 LIBRARY--COPIES & FAX	6,671.75	7,985.10	4,746.05	10,000.00	8,000.00

GAINES COUNTY
DEPARTMENTAL BUDGET SUMMARY BY LINE ITEM

01 GENERAL FUND

02:29 PM

	2020 ACTUAL	2021 ACTUAL	2022 ACTUAL	2022 CURRENT BUDGET	2023 PROPOSED BUDGET
-----RECEIPTS-----					
30612 LIBRARY--BOOKS	845.05	918.15	229.00	500.00	500.00
30613 SEMINOLE MUSEUM-COPY FEES	72.00	50.00	10.00	50.00	50.00
30620 CEMETERY--MAUSOLEUM	600.00	.00	600.00	10.00	10.00
30621 CEMETERY--SEMINOLE 11TH ST.SOU	14,000.00	16,000.00	9,600.00	10,000.00	10,000.00
30622 CEMETERY--MEMORIAL NORTH	1,700.00	3,350.00	1,000.00	1,000.00	1,000.00
30623 CEMETERY--SEAGRAVES	8,650.00	7,450.00	5,050.00	3,750.00	5,000.00
30624 CEMETERY--LOOP	800.00	300.00	700.00	10.00	400.00
30680 REIMBURSEMENT FROM PUBLIC BLDG	27,217.00	38,915.00	30,409.00	25,000.00	35,000.00
30690 MISCELLANEOUS RECEIPTS	137,750.78	64,431.22	40,827.22	75,000.00	75,000.00
30691 REFUNDS/REIMBURSEMENTS	3,600.91	4,695.95	2,293.14	5,000.00	5,000.00
30700 SALE OF EQUIPMENT	74,949.11	10,538.00	21,800.00	1,000.00	5,000.00
30750 INTEREST ON TIME DEPOSIT	207,967.65	11,377.69	20,303.76	175,000.00	125,000.00
30920 SHERIFF-CITY OF SEMINOLE	16,500.00	.00	.00	18,000.00	.00
30935 PROBATION (PRF) REIMB	102,355.12	107,174.06	60,078.97	100,000.00	100,000.00
30980 STATE - MISCELLANEOUS RECEIPT	3,262.00	21,440.12	20,903.80	20,000.00	20,000.00
31221 LOCAL TRUANCY PREVENTION & DIV	3,548.56	5,451.39	2,178.15	2,500.00	3,500.00
31222 LOCAL CCC-CIVIL	.00	.00	1,022.00	5.00	2,500.00
31223 LOCAL CCC-SUB ACTION	.00	.00	.00	5.00	5.00
31224 LOCAL CCC-PROBATE	.00	.00	4,102.00	5.00	5,000.00
31225 LOCAL CCC-PRO SUB ACT	.00	.00	.00	5.00	5.00

TOTAL RECEIPTS	15,917,767.73	14,808,107.82	14,077,136.04	14,634,560.00	16,347,675.00
TOTAL AVAILABLE	21,687,108.89	21,581,782.90	20,545,150.81	21,102,574.77	16,347,675.00

GAINES COUNTY
DEPARTMENTAL BUDGET SUMMARY BY LINE ITEM

01 GENERAL FUND

02:29 PM

	2020 ACTUAL	2021 ACTUAL	2022 ACTUAL	2022 CURRENT BUDGET	2023 PROPOSED BUDGET
-----DISBURSEMENTS-----					
1 COUNTY JUDGE - COMM'S COU					
40001 SALARY - COUNTY JUDGE	71,670.04	71,670.04	43,108.16	72,745.00	77,110.00
40002 SALARY - COMMISSIONERS	263,891.94	263,891.94	158,726.08	267,851.00	291,072.00
40041 SALARY - SECRETARY	47,123.18	47,123.18	28,343.68	47,830.00	50,700.00
40074 SALARY - EXTRA HELP	.00	.00	.00	5.00	5.00
40091 SALARY-LONGEVITY	8,920.00	9,520.00	5,860.00	10,120.00	8,380.00
40111 F.I.C.A.	34,368.06	34,379.27	20,648.30	36,615.00	40,455.00
40113 COUNTY INSURANCE	60,377.50	60,741.74	37,727.91	64,078.00	68,075.00
40115 RETIREMENT	25,461.22	26,262.63	18,591.87	33,169.00	35,206.00
40117 WORKERS' COMPENSATION	6,071.85	6,099.26	4,009.11	6,030.00	6,030.00
40210 OFFICE SUPPLIES	1,762.07	2,593.01	856.63	1,400.00	1,400.00
40410 TELEPHONE	4,974.52	6,018.46	3,182.42	2,545.00	2,545.00
40413 POSTAGE	79.75	56.94	24.72	200.00	200.00
40438 NOTARY BONDS	.00	.00	.00	75.00	75.00
40440 BONDS	.00	.00	.00	430.00	430.00
40513 CAR REIMBURSEMENT	5,599.92	5,599.92	3,266.62	5,600.00	5,600.00
40514 MILEAGE & EXPENSE	4,200.00	4,200.00	2,450.00	4,200.00	4,200.00
40520 SCHOOLS	2,015.06	2,964.63	2,002.82	6,175.00	6,175.00
40543 TRAINING & TRAVEL EXPENSE	.00	.00	.00	5,225.00	5,225.00
43012 CAPITAL EQUIP. PURCHASE	.00	.00	.00	5.00	5.00
43013 NON-CAPITAL EQUIP. PURCHASE	.00	.00	.00	5.00	5.00

TOTAL DEPARTMENT	536,515.11	541,121.02	328,798.32	564,303.00	602,893.00

GAINES COUNTY
DEPARTMENTAL BUDGET SUMMARY BY LINE ITEM

01 GENERAL FUND

02:29 PM

	2020 ACTUAL	2021 ACTUAL	2022 ACTUAL	2022 CURRENT BUDGET	2023 PROPOSED BUDGET
2 DISTRICT CLERK					
40003 SALARY - DISTRICT CLERK	69,144.92	69,144.92	41,589.28	70,183.00	74,393.00
40015 SALARY - OVERTIME	.00	.00	.00	2,000.00	2,000.00
40042 SALARY - DEPUTY/DEPUTIES	91,952.64	91,952.64	78,177.67	135,118.00	145,344.00
40074 SALARY - EXTRA HELP	16,877.25	17,940.00	364.00	5.00	.00
40091 SALARY-LONGEVITY	2,770.00	3,170.00	2,000.00	3,530.00	4,130.00
40111 F.I.C.A.	13,899.26	13,885.38	9,265.37	16,418.00	17,568.00
40113 COUNTY INSURANCE	31,198.68	31,382.85	25,984.56	44,576.00	47,356.00
40115 RETIREMENT	11,122.47	11,545.75	9,115.51	16,503.00	17,575.00
40117 WORKERS' COMPENSATION	2,824.46	2,835.62	1,947.76	3,131.00	3,131.00
40210 OFFICE SUPPLIES	6,267.31	1,702.61	1,364.77	5,750.00	5,750.00
40410 TELEPHONE	3,479.78	3,010.58	1,634.70	1,840.00	1,840.00
40413 POSTAGE	844.05	962.37	797.72	1,000.00	1,000.00
40436 ERROR & OMISSIONS/& VAL PAPER	3,063.00	3,063.00	3,380.00	3,065.00	3,065.00
40440 BONDS	118.00	450.00	100.00	510.00	510.00
40514 MILEAGE & EXPENSE	3,000.00	3,000.00	1,750.00	3,000.00	3,000.00
40520 SCHOOLS	2,846.71	2,071.75	1,315.04	5,125.00	5,125.00
40543 TRAINING & TRAVEL EXPENSE	.00	.00	.00	1,000.00	1,000.00
43012 CAPITAL EQUIP. PURCHASE	.00	.00	.00	5.00	5.00
43013 NON-CAPITAL EQUIP. PURCHASE	2,059.90	.00	.00	5.00	5.00

TOTAL DEPARTMENT	261,468.43	256,117.47	178,786.38	312,764.00	332,797.00

01 GENERAL FUND

02:29 PM

	2020 ACTUAL	2021 ACTUAL	2022 ACTUAL	2022 CURRENT BUDGET	2023 PROPOSED BUDGET
3 COUNTY CLERK					
40004 SALARY - COUNTY CLERK	69,144.92	69,144.92	41,589.28	70,183.00	74,393.00
40015 SALARY - OVERTIME	.00	.00	.00	2,000.00	2,000.00
40042 SALARY - DEPUTY/DEPUTIES	181,215.58	176,188.63	105,550.18	178,902.00	189,636.00
40091 SALARY-LONGEVITY	5,941.05	4,600.00	3,040.00	5,310.00	3,950.00
40111 F.I.C.A.	19,714.75	19,166.85	11,554.19	19,904.00	20,943.00
40113 COUNTY INSURANCE	49,298.90	52,250.76	32,384.57	55,720.00	59,195.00
40115 RETIREMENT	15,720.91	15,823.22	11,169.16	20,070.00	21,005.00
40117 WORKERS' COMPENSATION	3,886.59	3,903.81	2,543.30	3,770.00	3,770.00
40210 OFFICE SUPPLIES	11,479.41	10,285.11	1,607.71	10,000.00	10,000.00
40410 TELEPHONE	3,799.91	3,002.52	1,631.77	2,320.00	2,320.00
40413 POSTAGE	1,975.50	2,140.62	1,020.75	2,200.00	2,200.00
40436 ERROR & OMISSIONS/& VAL PAPER	2,095.00	2,095.00	2,019.00	2,508.00	2,508.00
40440 BONDS	2,264.00	153.00	153.00	215.00	215.00
40514 MILEAGE & EXPENSE	3,000.00	3,000.00	1,750.00	3,000.00	3,000.00
40520 SCHOOLS	3,158.45	3,507.80	1,920.32	7,500.00	9,000.00
40543 TRAINING & TRAVEL EXPENSE	.00	.00	186.11	1,000.00	2,000.00
43012 CAPITAL EQUIP. PURCHASE	.00	.00	.00	5.00	5.00
43013 NON-CAPITAL EQUIP. PURCHASE	686.94	.00	479.59	5.00	5.00

TOTAL DEPARTMENT	373,381.91	365,262.24	218,598.93	384,612.00	406,145.00

GAINES COUNTY
DEPARTMENTAL BUDGET SUMMARY BY LINE ITEM

02:29 PM

01 GENERAL FUND

2023
PROPOSED
BUDGET

	2020 ACTUAL	2021 ACTUAL	2022 ACTUAL	2022 CURRENT BUDGET	2023 PROPOSED BUDGET
4 TAX ASSESSOR COLLECTOR					
40005 SALARY - TAX COLLECTOR	69,144.92	69,144.92	41,589.28	70,183.00	74,393.00
40015 SALARY - OVERTIME	34.75	523.27	72.98	1,000.00	1,000.00
40042 SALARY - DEPUTY/DEPUTIES	210,573.16	220,165.37	128,258.42	220,687.00	233,929.00
40091 SALARY-LONGEVITY	11,960.00	12,480.00	5,680.00	9,830.00	10,550.00
40111 F.I.C.A.	20,995.14	22,173.64	12,601.63	23,370.00	24,760.00
40113 COUNTY INSURANCE	60,571.23	61,785.73	38,949.21	66,864.00	71,034.00
40115 RETIREMENT	17,932.31	19,145.95	13,122.36	23,616.00	24,886.00
40117 WORKERS' COMPENSATION	4,523.39	4,542.63	2,953.86	4,200.00	4,200.00
40210 OFFICE SUPPLIES	2,208.23	928.37	428.12	2,500.00	4,000.00
40340 EQUIPMENT RENTAL	361.00	.00	361.00	500.00	500.00
40410 TELEPHONE	4,886.98	4,582.04	2,167.35	4,000.00	4,000.00
40413 POSTAGE	1,952.20	1,455.60	686.97	2,500.00	2,500.00
40440 BONDS	308.00	2,438.00	308.00	2,200.00	2,200.00
40514 MILEAGE & EXPENSE	3,000.00	3,000.00	1,750.00	3,000.00	3,000.00
40520 SCHOOLS	1,602.04	1,945.47	500.00	2,500.00	5,250.00
40528 VOTER REGISTRATION EXPENSE	.00	.00	.00	5.00	.00
40543 TRAINING & TRAVEL EXPENSE	.00	154.56	.00	500.00	500.00
43012 CAPITAL EQUIP. PURCHASE	.00	.00	.00	5.00	5.00
43013 NON-CAPITAL EQUIP. PURCHASE	.00	.00	.00	5.00	5.00

TOTAL DEPARTMENT	410,053.35	424,465.55	249,429.18	437,465.00	466,712.00

GAINES COUNTY
DEPARTMENTAL BUDGET SUMMARY BY LINE ITEM

01 GENERAL FUND

02:29 PM

	2020 ACTUAL	2021 ACTUAL	2022 ACTUAL	2022 CURRENT BUDGET	2023 PROPOSED BUDGET
5 APPRAISAL SERVICE					
40540 APPRAISAL DISTRICT	<u>244,043.20</u>	<u>240,284.00</u>	<u>124,460.00</u>	<u>248,920.00</u>	<u>324,748.00</u>

TOTAL DEPARTMENT	244,043.20	240,284.00	124,460.00	248,920.00	324,748.00

GAINES COUNTY
DEPARTMENTAL BUDGET SUMMARY BY LINE ITEM

01 GENERAL FUND

02:29 PM

	2020 ACTUAL	2021 ACTUAL	2022 ACTUAL	2022 CURRENT BUDGET	2023 PROPOSED BUDGET
6 COUNTY ATTORNEY					
40006 SALARY - COUNTY ATTORNEY	69,144.92	69,144.92	41,589.28	70,183.00	74,393.00
40041 SALARY - SECRETARY	91,952.64	91,952.64	55,307.84	93,332.00	98,932.00
40091 SALARY-LONGEVITY	6,960.00	7,200.00	4,330.00	7,440.00	7,680.00
40111 F.I.C.A.	13,418.71	13,422.68	8,053.06	15,510.00	16,279.00
40113 COUNTY INSURANCE	31,198.68	31,364.76	19,474.35	33,432.00	35,517.00
40115 RETIREMENT	12,062.10	12,438.66	8,788.02	15,574.00	16,261.00
40117 WORKERS' COMPENSATION	2,575.46	2,588.06	1,764.27	2,805.00	2,805.00
40210 OFFICE SUPPLIES	4,883.24	4,795.35	2,468.77	4,000.00	5,000.00
40410 TELEPHONE	3,227.11	3,066.72	1,657.30	2,000.00	2,000.00
40413 POSTAGE	900.68	1,017.16	411.54	2,000.00	2,000.00
40440 BONDS	.00	710.00	.00	750.00	750.00
40514 MILEAGE & EXPENSE	3,000.00	3,000.00	1,750.00	3,000.00	3,000.00
40520 SCHOOLS	3,061.65	.00	3,411.02	3,000.00	5,000.00
40543 TRAINING & TRAVEL EXPENSE	.00	.00	.00	1,000.00	2,500.00
40642 CITATIONS & EVIDENCE	.00	.00	20,105.00	2,000.00	2,000.00
41614 LAW BOOKS/INTERNET SUBSCRIPTIO	.00	416.00	.00	2,500.00	2,500.00
43012 CAPITAL EQUIP. PURCHASE	.00	.00	.00	5.00	5.00
43013 NON-CAPITAL EQUIP. PURCHASE	.00	.00	.00	5.00	5.00

TOTAL DEPARTMENT	242,385.19	241,116.95	169,110.45	258,536.00	276,627.00

GAINES COUNTY
DEPARTMENTAL BUDGET SUMMARY BY LINE ITEM

01 GENERAL FUND

	2020 ACTUAL	2021 ACTUAL	2022 ACTUAL	2022 CURRENT BUDGET	2023 PROPOSED BUDGET
7 COUNTY TREASURER					
40007 SALARY - COUNTY TREASURER	69,028.92	69,256.46	41,589.28	70,183.00	74,393.00
40015 SALARY - OVERTIME	70.32	.00	35.80	1,000.00•	1,000.00
40042 SALARY - DEPUTY/DEPUTIES	134,737.78	133,323.68	76,021.56	137,117.00	145,344.00
40074 SALARY - EXTRA HELP	.00	.00	.00	5.00	.00
40091 SALARY-LONGEVITY	3,670.00	4,180.40	2,500.00	4,390.00	4,850.00
40111 F.I.C.A.	15,860.32	15,963.32	9,281.60	16,620.00	17,650.00
40113 COUNTY INSURANCE	41,598.24	40,950.85	24,100.89	44,576.00	47,356.00
40115 RETIREMENT	12,785.58	13,082.84	8,924.42	16,649.00	17,595.00
40117 WORKERS' COMPENSATION	3,234.13	3,248.40	2,115.29	3,132.00	3,132.00
40210 OFFICE SUPPLIES	4,827.07	8,367.51	3,359.63	10,500.00	10,500.00
40267 SAFETY EQUIPMENT/MATERIAL	.00	.00	.00	5.00	5.00
40410 TELEPHONE	4,010.28	3,786.73	2,081.57	2,780.00	2,780.00
40413 POSTAGE	2,137.95	2,081.34	1,192.09	3,500.00	3,500.00
40438 NOTARY BONDS	71.00	142.00	71.00	200.00	200.00
40440 BONDS	601.00	350.00	189.00	378.00	378.00
40514 MILEAGE & EXPENSE	3,000.00	3,000.00	1,750.00	3,000.00	3,000.00
40520 SCHOOLS	3,864.95	3,901.35	3,275.50	4,500.00	9,000.00
40543 TRAINING & TRAVEL EXPENSE	200.00	.00	.00	1,000.00	1,000.00
43012 CAPITAL EQUIP. PURCHASE	.00	.00	.00	5.00	5.00
43013 NON-CAPITAL EQUIP. PURCHASE	.00	.00	.00	5.00	5.00

TOTAL DEPARTMENT	299,697.54	301,634.88	176,487.63	319,545.00	341,693.00

GAINES COUNTY
DEPARTMENTAL BUDGET SUMMARY BY LINE ITEM

02:29 PM

01 GENERAL FUND

2023
PROPOSED
BUDGET

	2020 ACTUAL	2021 ACTUAL	2022 ACTUAL	2022 CURRENT BUDGET	2023 PROPOSED BUDGET
8 COUNTY AUDITOR					
40008 SALARY - COUNTY AUDITOR	71,980.00	66,309.79	41,589.28	70,183.00	74,393.00
40043 SALARY - ASSISTANTS	172,271.80	173,175.44	106,628.84	178,902.00	189,636.00
40074 SALARY - EXTRA HELP	.00	54.09	.00	8,000.00	8,000.00
40091 SALARY-LONGEVITY	4,660.00	4,154.80	2,420.00	4,310.00	4,970.00
40111 F.I.C.A.	16,988.62	15,623.39	9,944.46	20,432.00	21,630.00
40113 COUNTY INSURANCE	51,104.85	51,411.80	32,480.70	55,720.00	59,195.00
40115 RETIREMENT	15,309.24	15,687.31	11,189.88	20,488.00	21,585.00
40117 WORKERS' COMPENSATION	4,003.61	3,903.41	2,535.32	3,765.00	3,765.00
40210 OFFICE SUPPLIES	4,612.42	1,878.25	1,037.30	4,000.00	4,000.00
40410 TELEPHONE	4,626.91	3,776.63	2,534.06	4,000.00	4,000.00
40413 POSTAGE	417.50	243.54	247.88	300.00	300.00
40440 BONDS	.00	.00	175.00	5.00	5.00
40514 MILEAGE & EXPENSE	3,000.00	3,000.00	1,783.12	3,000.00	3,000.00
40520 SCHOOLS	2,775.92	1,859.32	2,622.30	5,500.00	7,000.00
40543 TRAINING & TRAVEL EXPENSE	1,252.76	354.95	263.37	1,000.00	2,000.00
41128 IBM COMPUTER PROGRAMMING	12,535.00	7,187.50	3,967.50	22,885.00	22,885.00
41131 TECHNICAL SERVICE/REPAIR	426.34	.00	.00	5,000.00	5,000.00
41224 PROFESSIONAL SERVICES	.00	.00	.00	9,285.00	10,000.00
41611 COMPUTER LEASE	13,605.51	14,843.58	6,942.48	14,000.00	14,000.00
43012 CAPITAL EQUIP. PURCHASE	.00	.00	.00	5.00	5.00
43013 NON-CAPITAL EQUIP. PURCHASE	3,154.00	.00	.00	2,500.00	2,500.00

TOTAL DEPARTMENT	382,724.48	363,463.80	226,361.49	433,280.00	457,869.00

01 GENERAL FUND

02:29 PM

	2020 ACTUAL	2021 ACTUAL	2022 ACTUAL	2022 CURRENT BUDGET	2023 PROPOSED BUDGET
9 CONSTABLE 1					
40016 SALARY: CONSTABLE 1	.00	7,350.53	5,894.88	9,948.00	10,545.00
40091 SALARY-LONGEVITY	.00	.00	.00	180.00	330.00
40111 F.I.C.A.	.00	607.13	485.67	835.00	892.00
40113 COUNTY INSURANCE	.00	.00	.00	69.00	69.00
40115 RETIREMENT	.00	466.83	439.65	794.00	846.00
40117 WORKERS' COMPENSATION	.00	109.71	275.91	161.00	161.00
40210 OFFICE SUPPLIES	.00	32.55	.00	1,000.00	1,000.00
40219 GAS & OIL	.00	41.20	.00	1,500.00	1,500.00
40221 PARTS & REPAIRS	.00	150.00	.00	1,000.00	1,000.00
40223 TIRES & TUBES	.00	.00	.00	250.00	250.00
40225 AMMUNITION	.00	.00	.00	500.00	500.00
40264 EQUIP. PURCHASE/LEASE	.00	899.00	.00	880.00	880.00
40410 TELEPHONE	.00	585.00	455.00	1,500.00	1,500.00
40413 POSTAGE	.00	.00	.00	100.00	100.00
40430 AUTO INSURANCE	.00	.00	.00	380.00	380.00
40440 BONDS	.00	.00	.00	150.00	150.00
40520 SCHOOLS	.00	444.00	125.00	1,000.00	1,000.00
43012 CAPITAL EQUIP. PURCHASE	.00	.00	.00	5.00	5.00

TOTAL DEPARTMENT	.00	10,685.95	7,676.11	20,252.00	21,108.00

GAINES COUNTY
DEPARTMENTAL BUDGET SUMMARY BY LINE ITEM

01 GENERAL FUND

02:29 PM

	2020 ACTUAL	2021 ACTUAL	2022 ACTUAL	2022 CURRENT BUDGET	2023 PROPOSED BUDGET
10 DISTRICT COURT					
40013 COMPENSATION - DISTRICT JUDGE	4,500.00	4,500.00	2,625.00	4,500.00	4,500.00
40014 SALARY- CPS COORDINATOR	5,720.00	5,720.00	3,336.65	5,720.00	5,720.00
40060 DAWSON CNTY APPN #1	163,509.03	163,509.03	95,380.23	163,510.00	300,249.00
40210 OFFICE SUPPLIES	72.90	.00	.00	50.00	50.00
40514 MILEAGE & EXPENSE	.00	.00	.00	500.00	500.00
40536 PHYSICAL EXAM	.00	.00	.00	5.00	5.00
40610 TRANSCRIPTS	.00	645.00	20,395.98	10,000.00	10,000.00
40611 ASSESSMENT 7TH ADM. JUD. DIST.	3,275.95	2,444.16	328.13	2,948.00	3,303.00
40613 ATTORNEY-CIVIL	18,255.41	13,752.00	2,900.00	35,000.00	35,000.00
40614 ATTORNEY-CRIMINAL	35,277.76	35,517.00	18,051.00	50,000.00	70,000.00
40620 GRAND JURORS	1,610.00	5,960.00	2,240.00	5,000.00	5,000.00
40622 PETIT JURORS	3,600.00	5,680.00	4,940.00	10,000.00	10,000.00
40626 INTERPRETERS	250.00	1,907.50	2,253.91	1,000.00	2,000.00
40642 CITATIONS & EVIDENCE	.00	8,175.95	.00	2,500.00	2,500.00
40644 ALL OTHER	.00	.00	86.94	500.00	500.00
40650 LAW SUIT DEFENSE	.00	.00	.00	2,000.00	2,000.00
40656 VISITING DISTRICT JUDGE	87.97	.00	.00	1,000.00	1,000.00
40657 VISITING COURT REPORTER	2,048.92	14,916.28	2,452.10	4,500.00	10,000.00

TOTAL DEPARTMENT	238,207.94	262,726.92	154,989.94	298,733.00	462,327.00

01 GENERAL FUND

02:29 PM

	2020 ACTUAL	2021 ACTUAL	2022 ACTUAL	2022 CURRENT BUDGET	2023 PROPOSED BUDGET
12 PROBATION OFFICER					
40032 SALARY SPECIALIST	55,061.76	55,061.76	33,118.56	55,888.00	59,241.00
40035 SALARY: JUVENILE OFFICER (REIM)	124,283.90	124,283.90	74,550.82	125,374.00	133,336.00
40041 SALARY - SECRETARY	9,900.28	9,900.28	5,396.47	10,049.00	10,652.00
40043 SALARY - ASSISTANTS	41,167.88	41,167.88	24,761.60	41,786.00	44,293.00
40091 SALARY-LONGEVITY	4,410.00	4,890.00	3,100.00	5,370.00	5,850.00
40111 F.I.C.A.	17,655.05	17,595.48	10,872.74	18,918.00	19,992.00
40113 COUNTY INSURANCE	41,598.24	41,843.80	25,984.56	44,576.00	47,356.00
40115 RETIREMENT	14,446.70	14,910.18	10,474.33	18,765.00	19,743.00
40117 WORKERS' COMPENSATION	3,508.62	3,523.78	2,331.17	3,272.00	3,272.00
40210 OFFICE SUPPLIES	6,324.60	8,825.53	2,138.04	6,000.00	6,000.00
40410 TELEPHONE	7,219.28	8,255.29	4,373.95	4,000.00	4,000.00
40413 POSTAGE	1,412.55	1,548.67	726.09	1,500.00	1,500.00
40440 BONDS	266.00	266.00	200.00	550.00	550.00
40514 MILEAGE & EXPENSE	6,000.00	6,000.00	3,500.00	6,000.00	6,000.00
40520 SCHOOLS	1,891.90	1,437.14	.00	3,500.00	3,500.00
40623 JUVENILE DETENTION	115,090.21	5,994.16	744.55	140,000.00	135,000.00
40715 CHARACTER CAMP EXPENSE	.00	.00	.00	.00	5,000.00
41610 OFFICE EQUIPMENT LEASE	.00	2,416.83	1,301.37	2,231.00	2,231.00
41762 CONSULTANT FEES	.00	.00	.00	500.00	500.00
43012 CAPITAL EQUIP. PURCHASE	.00	.00	.00	5.00	5.00
43013 NON-CAPITAL EQUIP. PURCHASE	1,637.08	.00	.00	5.00	5.00

TOTAL DEPARTMENT	451,874.05	347,920.68	203,574.25	488,289.00	508,026.00

GAINES COUNTY
DEPARTMENTAL BUDGET SUMMARY BY LINE ITEM

01 GENERAL FUND

02:29 PM

	2020 ACTUAL	2021 ACTUAL	2022 ACTUAL	2022 CURRENT BUDGET	2023 PROPOSED BUDGET
13 COUNTY COURT					
40031 SALARY - CO-ORDINATOR	40,170.36	42,243.25	26,964.16	45,502.00	48,233.00
40091 SALARY-LONGEVITY	750.00	.00	140.00	240.00	360.00
40111 F.I.C.A.	3,130.39	3,231.56	2,073.59	3,500.00	3,718.00
40113 COUNTY INSURANCE	9,506.61	10,434.63	6,496.14	11,144.00	11,839.00
40115 RETIREMENT	2,510.61	2,677.78	2,021.45	3,581.00	3,781.00
40117 WORKERS' COMPENSATION	707.27	710.25	452.06	652.00	652.00
40210 OFFICE SUPPLIES	671.29	1,089.69	797.09	950.00	950.00
40410 TELEPHONE	405.71	.00	.00	300.00	300.00
40413 POSTAGE	185.40	485.64	222.97	475.00	475.00
40440 BONDS	100.00	.00	.00	5.00	5.00
40520 SCHOOLS	.00	120.45	1,037.60	1,900.00	1,900.00
40614 ATTORNEY-CRIMINAL	15,020.76	13,546.24	5,310.00	35,000.00	40,000.00
40622 PETIT JURORS	.00	.00	.00	50.00	50.00
40624 WITNESS FEES	.00	.00	.00	50.00	50.00
40626 INTERPRETERS	.00	.00	.00	5.00	5.00
40632 SPECIAL JUDGE	.00	.00	.00	100.00	100.00
40634 TRANSCRIPT & RPTRS	.00	.00	.00	500.00	500.00
40636 MEDICAL CONSULATION	.00	.00	.00	5.00	5.00
40642 CITATIONS & EVIDENCE	1,986.00	.00	.00	200.00	200.00
40644 ALL OTHER	.00	.00	.00	400.00	400.00
43013 NON-CAPITAL EQUIP. PURCHASE	.00	.00	.00	5.00	5.00

TOTAL DEPARTMENT	75,144.40	74,539.49	45,515.06	104,564.00	113,528.00

GAINES COUNTY
DEPARTMENTAL BUDGET SUMMARY BY LINE ITEM

01 GENERAL FUND

02:29 PM

	2020 ACTUAL	2021 ACTUAL	2022 ACTUAL	2022 CURRENT BUDGET	2023 PROPOSED BUDGET
14 LUNACY					
40614 ATTORNEY-CRIMINAL	.00	.00	.00	500.00	500.00
40624 WITNESS FEES	.00	.00	.00	500.00	500.00
40636 MEDICAL CONSULATION	1,000.00	.00	.00	300.00	300.00
40640 COURT COST OTH. CO.'S	4,960.00	4,343.75	1,849.00	4,000.00	4,500.00

TOTAL DEPARTMENT	5,960.00	4,343.75	1,849.00	5,300.00	5,800.00

01 GENERAL FUND

	2020 ACTUAL	2021 ACTUAL	2022 ACTUAL	2022 CURRENT BUDGET	2023 PROPOSED BUDGET
15 JUSTICE COURTS 1					
40010 SALARY - J.P. PCT # 1	69,144.92	69,144.92	41,784.28	70,183.00	74,393.00
40045 SALARY - CLERK	91,254.62	91,288.82	54,939.84	93,332.00	98,932.00
40074 SALARY - EXTRA HELP	.00	.00	.00	5.00	.00
40091 SALARY-LONGEVITY	810.00	1,974.20	80.00	690.00	910.00
40111 F.I.C.A.	11,479.78	11,758.36	7,411.46	12,851.00	13,908.00
40113 COUNTY INSURANCE	31,198.68	29,623.27	14,848.32	33,432.00	35,517.00
40115 RETIREMENT	9,920.71	10,291.03	5,146.88	12,854.00	13,555.00
40117 WORKERS' COMPENSATION	2,606.33	2,617.75	1,655.22	2,500.00	2,500.00
40210 OFFICE SUPPLIES	862.11	1,128.27	2,107.40	3,000.00	3,500.00
40410 TELEPHONE	3,243.54	2,998.02	1,304.15	2,000.00	2,000.00
40413 POSTAGE	794.90	187.33	252.57	1,000.00	2,000.00
40438 NOTARY BONDS	.00	213.00	.00	200.00	300.00
40440 BONDS	100.00	657.00	309.00	10.00	10.00
40514 MILEAGE & EXPENSE	3,000.00	3,000.00	1,750.00	3,000.00	3,000.00
40520 SCHOOLS	.00	.00	1,994.56	5.00	2,000.00
40543 TRAINING & TRAVEL EXPENSE	.00	.00	.00	5.00	2,000.00
40622 PETIT JURORS	.00	.00	.00	5.00	5.00
40624 WITNESS FEES	.00	.00	.00	5.00	5.00
40639 (FTA) FAILURE TO APPEAR PROGRA	.00	.00	.00	5.00	5.00
43012 CAPITAL EQUIP. PURCHASE	.00	.00	.00	5.00	5.00
43013 NON-CAPITAL EQUIP. PURCHASE	.00	.00	.00	5.00	5,000.00

TOTAL DEPARTMENT	224,415.59	224,881.97	133,583.68	235,092.00	259,545.00

02:29 PM

01 GENERAL FUND

2023
PROPOSED
BUDGET

	2020 ACTUAL	2021 ACTUAL	2022 ACTUAL	2022 CURRENT BUDGET	2023 PROPOSED BUDGET
16 SHERIFF					
40012 SALARY - SHERIFF	74,295.00	74,295.00	44,687.04	75,410.00	81,443.00
40015 SALARY - OVERTIME	126,157.53	131,340.91	80,524.74	100,000.00	100,000.00
40043 SALARY - ASSISTANTS	92,714.20	91,953.00	55,822.28	93,332.00	100,799.00
40046 SALARY-DEPUTIES	757,159.25	784,032.31	471,126.59	778,369.00	840,639.00
40074 SALARY - EXTRA HELP	12,452.72	10,493.46	6,588.00	12,688.00	15,600.00
40091 SALARY-LONGEVITY	14,040.00	13,200.00	7,020.00	12,700.00	12,840.00
40111 F.I.C.A.	81,263.90	82,894.20	49,431.69	82,942.00	89,207.00
40113 COUNTY INSURANCE	170,848.01	175,325.57	110,455.91	189,448.00	201,263.00
40115 RETIREMENT	65,604.57	70,025.67	49,502.71	83,950.00	89,820.00
40117 WORKERS' COMPENSATION	15,198.03	15,130.92	10,553.52	15,000.00	15,000.00
40210 OFFICE SUPPLIES	3,809.54	2,569.08	565.88	4,000.00	4,000.00
40213 SHERIFF'S SUPPLIES	5,490.12	7,145.07	2,136.39	5,000.00	5,000.00
40214 CLOTHING ALLOWANCE	5,096.59	3,340.29	3,557.19	4,000.00	4,000.00
40216 SERVICES & OTHER SUPPLIES	8,979.02	5,493.15	5,125.45	9,500.00	9,500.00
40219 GAS & OIL	66,062.19	76,961.99	51,846.67	75,000.00	75,000.00
40221 PARTS & REPAIRS	43,074.97	38,427.57	50,505.67	14,000.00	14,000.00
40223 TIRES & TUBES	7,146.19	13,106.71	4,050.26	9,000.00	9,000.00
40225 AMMUNITION	3,033.80	2,833.50	4,485.00	2,700.00	2,700.00
40310 RADIO REPAIR	2,964.29	638.37	.00	3,000.00	3,000.00
40410 TELEPHONE	37,677.57	59,797.73	46,814.64	24,560.00	24,560.00
40413 POSTAGE	2,398.71	3,620.72	2,541.09	2,000.00	2,000.00
40419 TELETYPE	.00	.00	.00	1,500.00	1,500.00
40422 RADIO TOWER	2,391.40	2,637.22	1,499.70	2,500.00	2,500.00
40430 AUTO INSURANCE	4,705.50	5,209.00	7,485.65	4,000.00	4,000.00
40432 PROPERTY INSURANCE	50,148.00	51,530.78	56,676.45	50,000.00	50,000.00
40434 LIABILITY INSURANCE	953.37	476.00	384.00	1,000.00	1,000.00

GAINES COUNTY
DEPARTMENTAL BUDGET SUMMARY BY LINE ITEM

01 GENERAL FUND

02:29 PM

	2020 ACTUAL	2021 ACTUAL	2022 ACTUAL	2022 CURRENT BUDGET	2023 PROPOSED BUDGET
-----DISBURSEMENTS-----					
16 SHERIFF					
40435 DEPUTY LIABILITY	23,039.00	25,495.00	29,769.00	23,000.00	23,000.00
40438 NOTARY BONDS	142.00	359.00	.00	5.00	5.00
40440 BONDS	570.00	6,278.00	368.00	1,000.00	1,000.00
40518 HOTEL & MEALS	3,107.10	1,789.53	180.00	2,000.00	2,000.00
40520 SCHOOLS	3,764.01	6,724.86	1,377.64	6,500.00	6,500.00
40536 PHYSICAL EXAM	350.00	.00	668.63	2,000.00	2,000.00
40642 CITATIONS & EVIDENCE	13,374.45	10,864.55	98,858.56	5,000.00	5,000.00
41625 NARCOTICS OPERATIONS	.00	.00	.00	5,000.00	5,000.00
41626 K-9 EXPENSES	.00	890.61	99.57	5,000.00	5,000.00
4301.2 CAPITAL EQUIP. PURCHASE	66,462.57	159,121.50	38,401.50	5.00	5.00
43013 NON-CAPITAL EQUIP. PURCHASE	.00	.00	6,500.00	5.00	5.00

TOTAL DEPARTMENT	1,764,473.60	1,934,001.27	1,299,609.42	1,705,114.00	1,807,886.00

GAINES COUNTY
DEPARTMENTAL BUDGET SUMMARY BY LINE ITEM

01 GENERAL FUND

02:29 PM

	2020 ACTUAL	2021 ACTUAL	2022 ACTUAL	2022 CURRENT BUDGET	2023 PROPOSED BUDGET
18 JUSTICE COURTS 2					
40011 SALARY - J.P. PCT # 2	57,288.66	57,288.66	34,458.08	58,148.00	61,637.00
40045 SALARY - CLERK	43,137.38	43,137.38	25,946.40	43,785.00	46,412.00
40074 SALARY - EXTRA HELP	.00	.00	.00	1,000.00	1,000.00
40091 SALARY-LONGEVITY	2,370.00	2,610.00	1,650.00	2,850.00	3,090.00
40111 F.I.C.A.	8,112.67	8,141.35	4,898.47	8,382.00	8,868.00
40113 COUNTY INSURANCE	20,799.12	20,921.90	12,992.28	22,288.00	23,678.00
40115 RETIREMENT	6,324.32	6,528.93	4,628.76	8,281.00	8,725.00
40117 WORKERS' COMPENSATION	1,611.70	1,588.96	1,023.46	1,435.00	1,435.00
40210 OFFICE SUPPLIES	1,236.93	1,038.65	650.32	1,815.00	1,815.00
40410 TELEPHONE	3,022.28	3,011.81	971.56	3,400.00	3,400.00
40413 POSTAGE	110.00	296.00	.00	200.00	320.00
40438 NOTARY BONDS	.00	.00	.00	100.00	100.00
40440 BONDS	50.00	50.00	50.00	290.00	290.00
40514 MILEAGE & EXPENSE	3,000.00	3,000.00	1,750.00	3,000.00	3,000.00
40520 SCHOOLS	.00	50.00	.00	3,000.00	3,000.00
40543 TRAINING & TRAVEL EXPENSE	.00	.00	.00	1,350.00	1,350.00
40639 (FTA) FAILURE TO APPEAR PROGRA	204.00	198.00	162.00	500.00	500.00
43012 CAPITAL EQUIP. PURCHASE	.00	.00	.00	5.00	5.00
43013 NON-CAPITAL EQUIP. PURCHASE	1,499.00	.00	.00	5.00	5.00

TOTAL DEPARTMENT	148,766.06	147,861.64	89,181.33	159,834.00	168,630.00

GAINES COUNTY
DEPARTMENTAL BUDGET SUMMARY BY LINE ITEM

01 GENERAL FUND

02:29 PM

	2020 ACTUAL	2021 ACTUAL	2022 ACTUAL	2022 CURRENT BUDGET	2023 PROPOSED BUDGET
19 DPS--DEPARTMENT OF PUBLIC					
40041 SALARY - SECRETARY	43,137.38	43,137.38	25,946.40	43,785.00	46,412.00
40091 SALARY-LONGEVITY	1,030.00	1,150.00	720.00	1,270.00	1,390.00
40111 F.I.C.A.	3,304.96	3,308.21	1,993.41	3,447.00	3,657.00
40113 COUNTY INSURANCE	10,399.56	10,460.95	6,496.14	11,144.00	11,839.00
40115 RETIREMENT	2,717.44	2,806.26	1,989.06	3,527.00	3,719.00
40117 WORKERS' COMPENSATION	680.92	683.81	443.15	632.00	632.00
40210 OFFICE SUPPLIES	416.45	433.20	472.46	1,500.00	1,500.00
40282 DPS SUPPLIES	218.66	188.08	307.57	1,000.00	1,000.00
40410 TELEPHONE	4,381.58	1,396.68	627.19	1,700.00	1,700.00
40413 POSTAGE	.00	111.07	90.30	100.00	100.00
40652 LICENSE & WEIGHTS	.00	24.89	.00	500.00	500.00
43012 CAPITAL EQUIP. PURCHASE	.00	.00	.00	5.00	5.00

TOTAL DEPARTMENT	66,286.95	63,700.53	39,085.68	68,610.00	72,454.00

01 GENERAL FUND

02:29 PM

	2020 ACTUAL	2021 ACTUAL	2022 ACTUAL	2022 CURRENT BUDGET	2023 PROPOSED BUDGET
20 LIBRARIES					
40023 SALARY - LIBRARIAN	.00	.00	.00	5.00	5.00
40043 SALARY - ASSISTANTS	219,420.00	218,400.81	131,911.12	222,872.00	236,245.00
40074 SALARY - EXTRA HELP	24,821.30	24,875.39	9,247.60	25,864.00	31,800.00
40091 SALARY-LONGEVITY	4,350.00	5,030.00	3,220.00	5,630.00	6,230.00
40111 F.I.C.A.	18,453.94	18,383.69	10,681.43	19,459.00	20,982.00
40113 COUNTY INSURANCE	51,997.80	52,304.75	32,480.70	55,720.00	59,195.00
40115 RETIREMENT	15,295.04	15,733.86	10,749.73	19,911.00	21,339.00
40117 WORKERS' COMPENSATION	4,689.91	3,947.40	2,666.63	4,375.00	4,375.00
40210 OFFICE SUPPLIES	.00	99.00	.00	.00	.00
40215 SUPPLIES	7,733.02	8,077.33	2,940.68	8,300.00	8,300.00
40219 GAS & OIL	.00	.00	.00	5.00	5.00
40221 PARTS & REPAIRS	.00	.00	.00	5.00	5.00
40223 TIRES & TUBES	.00	.00	.00	5.00	5.00
40410 TELEPHONE	5,133.70	7,049.02	4,881.04	3,350.00	3,350.00
40413 POSTAGE	230.97	142.84	133.07	150.00	150.00
40430 AUTO INSURANCE	947.00	.00	584.00	5.00	5.00
40440 BONDS	100.00	100.00	.00	100.00	100.00
40514 MILEAGE & EXPENSE	201.01	.00	.00	900.00	900.00
40520 SCHOOLS	1,137.92	.00	.00	2,000.00	2,000.00
41129 SOFTWARE & SITE LICENSES	759.00	801.34	435.00	800.00	800.00
41510 BOOKS-AUDIO,VIDEOS & FILM	33,839.44	36,047.11	21,869.59	36,000.00	36,000.00
41511 SUMMER READING PROGRAM	194.61	963.38	.00	1,000.00	1,000.00
41512 PERIODICAL & NEWSPAPERS	2,282.40	988.00	1,318.35	3,000.00	3,000.00
43012 CAPITAL EQUIP. PURCHASE	.00	.00	.00	5.00	5.00
43013 NON-CAPITAL EQUIP. PURCHASE	.00	.00	.00	5.00	5.00

TOTAL DEPARTMENT	391,587.06	392,943.92	233,118.94	409,466.00	435,801.00

01 GENERAL FUND

02:29 PM

	2020 ACTUAL	2021 ACTUAL	2022 ACTUAL	2022 CURRENT BUDGET	2023 PROPOSED BUDGET
21 PARKS					
40215 SUPPLIES	710.08	353.20	415.33	3,000.00	3,000.00
40216 SERVICES & OTHER SUPPLIES	4,320.54	1,728.00	888.00	2,300.00	2,300.00
40217 TOOLS & OTHER SUPPLIES	.00	159.00	.00	150.00	150.00
40219 GAS & OIL	.00	.00	.00	6,000.00	6,000.00
40221 PARTS & REPAIRS	3,306.73	676.03	2,601.44	2,000.00	2,000.00
40223 TIRES & TUBES	.00	.00	.00	300.00	300.00
40250 FERTILIZER & POISON	3,225.00	6,720.00	8,832.82	7,500.00	10,000.00
40265 FIRE WORKS	.00	7,000.00	9,250.00	7,000.00	7,000.00
40312 WATER SYSTEM REPAIR	2,684.68	503.70	417.67	3,500.00	3,500.00
40314 LANDSCAPING	.00	.00	.00	6,000.00	6,000.00
40318 REPAIRS & IMPROVEMENTS	.00	.00	.00	500.00	500.00
40428 UTILITIES	18,007.47	21,571.60	9,711.32	14,500.00	14,500.00
40432 PROPERTY INSURANCE	4,154.00	4,585.78	5,827.44	3,200.00	3,200.00
40434 LIABILITY INSURANCE	960.09	659.38	464.37	2,200.00	2,200.00
43012 CAPITAL EQUIP. PURCHASE	22,933.17	.00	.00	5.00	5.00
43013 NON-CAPITAL EQUIP. PURCHASE	.00	.00	.00	5.00	5.00

TOTAL DEPARTMENT	60,301.76	43,956.69	38,408.39	58,160.00	60,660.00

01 GENERAL FUND

02:29 PM

	2020 ACTUAL	2021 ACTUAL	2022 ACTUAL	2022 CURRENT BUDGET	2023 PROPOSED BUDGET
22 BALL PARK & RODEO ARENA'S					
40074 SALARY - EXTRA HELP	16,800.63	23,564.51	.00	26,400.00	36,000.00
40111 F.I.C.A.	1,285.28	1,802.68	.00	2,020.00	2,754.00
40215 SUPPLIES	2,655.80	2,101.31	7,819.65	2,500.00	2,500.00
40216 SERVICES & OTHER SUPPLIES	.00	.00	.00	625.00	625.00
40219 GAS & OIL	.00	.00	.00	250.00	250.00
40221 PARTS & REPAIRS	.00	20.36	.00	150.00	150.00
40250 FERTILIZER & POISON	5,398.38	576.00	.00	50.00	50.00
40264 EQUIP. PURCHASE/LEASE	289.99	.00	.00	500.00	500.00
40316 LIGHTING	.00	13,586.64	.00	4,000.00	4,000.00
40318 REPAIRS & IMPROVEMENTS	1,485.21	725.19	5,964.52	9,000.00	9,000.00
40319 4-H LS FACILITY REPAIR & IMPRO	5,310.18	2,915.96	3,838.37	3,300.00	5,000.00
40342 ARENA REPAIR & IMPROVEMENT	752.69	2,325.94	8,089.98	4,500.00	4,500.00
40428 UTILITIES	49,902.25	68,971.22	20,672.39	55,100.00	55,100.00
40434 LIABILITY INSURANCE	4,740.75	4,919.25	4,600.96	6,000.00	6,000.00
40713 TRAP & SKEET RANGE	5,595.66	.00	.00	5,000.00	5,000.00
40714 STOCK SHOW EXPENSE	1,479.71	661.11	1,018.35	950.00	950.00

TOTAL DEPARTMENT	95,696.53	122,170.17	52,004.22	120,345.00	132,379.00

GAINES COUNTY
DEPARTMENTAL BUDGET SUMMARY BY LINE ITEM

01 GENERAL FUND

02:29 PM

	2020 ACTUAL	2021 ACTUAL	2022 ACTUAL	2022 CURRENT BUDGET	2023 PROPOSED BUDGET
23 LS & AG - EXTENSION SERVI					
40024 SALARY - AG CO. AGENT	33,329.14	33,329.14	20,046.88	33,830.00	35,859.00
40025 SALARY - 4-H CO. AGENT	.00	.00	.00	5.00	5.00
40026 SALARY - F.C.S. CO. AGENT	11,592.62	11,592.62	6,972.80	11,767.00	12,473.00
40045 SALARY - CLERK	43,137.38	43,137.38	25,946.40	43,785.00	46,412.00
40091 SALARY-LONGEVITY	1,960.00	2,080.00	1,260.00	2,200.00	2,320.00
40111 F.I.C.A.	6,354.40	6,313.69	3,783.91	7,126.00	7,545.00
40113 COUNTY INSURANCE	10,399.56	10,460.95	6,496.14	11,144.00	11,839.00
40115 RETIREMENT	2,774.71	2,865.21	2,029.28	7,169.00	7,552.00
40117 WORKERS' COMPENSATION	1,453.50	1,462.91	1,071.95	2,120.00	2,120.00
40210 OFFICE SUPPLIES	2,809.44	3,071.08	508.90	3,000.00	3,000.00
40219 GAS & OIL	8,990.83	9,422.85	6,483.72	15,500.00	20,000.00
40221 PARTS & REPAIRS	4,473.54	2,733.67	2,325.01	3,000.00	3,000.00
40223 TIRES & TUBES	666.74	1,543.32	47.00	1,600.00	2,000.00
40235 F.C.S AGENT SUPPLIES	1,283.93	3,221.14	827.96	3,000.00	4,000.00
40237 AG. AGENT SUPPLIES	7,645.99	5,756.14	1,412.92	4,000.00	5,000.00
40410 TELEPHONE	4,036.08	3,961.83	2,079.50	3,220.00	3,220.00
40413 POSTAGE	317.20	250.96	197.98	750.00	750.00
40430 AUTO INSURANCE	4,206.00	4,792.00	6,355.10	1,800.00	1,800.00
40515 4-H MEALS & EXPENSE	.00	145.00	.00	5.00	5.00
40516 F.C.S.MEALS & EXPENSES	150.00	130.40	.00	3,500.00	3,500.00
40517 AG MEALS & EXPENSE	6,087.66	7,246.97	4,712.76	12,000.00	15,000.00
40519 F.C.S. MILEAGE	1,124.71	1,365.49	453.73	5,500.00	5,500.00
40710 SOIL CONSERVATION	4,000.00	4,000.00	4,000.00	6,000.00	6,000.00
40712 ANIMAL CONTROL	.00	856.18	740.25	3,000.00	3,000.00
40714 STOCK SHOW EXPENSE	.00	1,641.04	.00	2,000.00	9,000.00
43012 CAPITAL EQUIP. PURCHASE	.00	57,210.76	2,125.00	5.00	5.00

GAINES COUNTY
DEPARTMENTAL BUDGET SUMMARY BY LINE ITEM

01 GENERAL FUND

02:29 PM

	2020 ACTUAL	2021 ACTUAL	2022 ACTUAL	2022 CURRENT BUDGET	2023 PROPOSED BUDGET
-----DISBURSEMENTS-----					
23 LS & AG - EXTENSION SERVI					
43013 NON-CAPITAL EQUIP. PURCHASE	.00	3,140.00	.00	5.00	5.00

TOTAL DEPARTMENT	156,793.43	221,730.73	99,877.19	187,031.00	210,910.00

GAINES COUNTY
DEPARTMENTAL BUDGET SUMMARY BY LINE ITEM

01 GENERAL FUND

02:29 PM

	2020 ACTUAL	2021 ACTUAL	2022 ACTUAL	2022 CURRENT BUDGET	2023 PROPOSED BUDGET
24 VETERANS SERVICE OFFICER					
40028 VETERANS SERVICE OFFICER	49,960.56	49,960.56	30,050.40	50,711.00	53,753.00
40091 SALARY-LONGEVITY	1,610.00	1,730.00	1,050.00	1,850.00	1,970.00
40111 F.I.C.A.	4,176.59	4,168.18	2,502.44	4,311.00	4,552.00
40113 COUNTY INSURANCE	10,399.56	10,460.95	6,496.14	11,144.00	11,839.00
40115 RETIREMENT	3,172.84	3,275.42	2,319.67	4,115.00	4,336.00
40117 WORKERS' COMPENSATION	789.19	792.57	517.55	740.00	740.00
40210 OFFICE SUPPLIES	1,149.43	1,452.12	61.48	1,500.00	1,500.00
40410 TELEPHONE	1,174.88	780.00	455.00	1,190.00	1,190.00
40413 POSTAGE	.00	.00	.00	50.00	50.00
40514 MILEAGE & EXPENSE	3,000.00	3,000.00	1,750.00	3,000.00	3,000.00
40522 CONFERENCE EXPENSE	.00	.00	.00	5.00	5.00
43012 CAPITAL EQUIP. PURCHASE	.00	.00	.00	5.00	5.00
43013 NON-CAPITAL EQUIP. PURCHASE	.00	.00	.00	5.00	5.00

TOTAL DEPARTMENT	75,433.05	75,619.80	45,202.68	78,626.00	82,945.00

GAINES COUNTY
DEPARTMENTAL BUDGET SUMMARY BY LINE ITEM

01 GENERAL FUND

02:29 PM

	2020 ACTUAL	2021 ACTUAL	2022 ACTUAL	2022 CURRENT BUDGET	2023 PROPOSED BUDGET
26 MENTAL HEALTH CLINIC					
40210 OFFICE SUPPLIES	352.01	418.94	48.97	500.00	500.00
40410 TELEPHONE	2,526.01	3,190.45	2,565.70	2,100.00	2,100.00
40413 POSTAGE	.00	.00	.00	100.00	100.00

TOTAL DEPARTMENT	2,878.02	3,609.39	2,614.67	2,700.00	2,700.00

GAINES COUNTY
DEPARTMENTAL BUDGET SUMMARY BY LINE ITEM

01 GENERAL FUND

02:29 PM

	2020 ACTUAL	2021 ACTUAL	2022 ACTUAL	2022 CURRENT BUDGET	2023 PROPOSED BUDGET
27 HEALTH & SANITATION					
40215 SUPPLIES	.00	.00	.00	500.00	500.00
40253 IMMUNIZATIONS	500.00	.00	.00	1,000.00	1,000.00
40410 TELEPHONE	2,521.69	2,969.09	2,291.16	700.00	700.00
40910 PAYMENT TO HEALTH UNIT	69,852.80	69,852.80	34,926.40	69,853.00	69,853.00
40912 SPRAYING & SUPPLIES	.00	.00	.00	150.00	150.00
40914 HLTH OFFICE EXP & ACH CO.	.00	.00	.00	75.00	75.00
40916 ANIMAL OBSERVATION	.00	.00	.00	40.00	40.00

TOTAL DEPARTMENT	72,874.49	72,821.89	37,217.56	72,318.00	72,318.00

GAINES COUNTY
DEPARTMENTAL BUDGET SUMMARY BY LINE ITEM

01 GENERAL FUND

02:29 PM

	2020 ACTUAL	2021 ACTUAL	2022 ACTUAL	2022 CURRENT BUDGET	2023 PROPOSED BUDGET
28 FIRE PROT - ST LIGHT - LA					
40268 WATER	145,350.00	142,850.00	138,300.00	200,000.00	200,000.00
41010 FIRE PROTECTION SEMINOLE	237,102.00	236,668.00	191,357.85	328,042.00	394,368.00
41012 STREET LIGHTS - SEMINOLE	.00	.00	.00	5.00	5.00
41016 LANDFILL - SEMINOLE OPERATIONS	22,508.00	22,519.00	13,136.05	22,519.00	22,519.00

TOTAL DEPARTMENT	404,960.00	402,037.00	342,793.90	550,566.00	616,892.00

GAINES COUNTY
DEPARTMENTAL BUDGET SUMMARY BY LINE ITEM

01 GENERAL FUND

02:29 PM

	2020 ACTUAL	2021 ACTUAL	2022 ACTUAL	2022 CURRENT BUDGET	2023 PROPOSED BUDGET
29 AMBULANCE-SEMINOLE					
40810 AMB. PAY TO SEMINOLE	260,000.00	260,000.00	151,666.65	260,000.00	350,000.00

TOTAL DEPARTMENT	260,000.00	260,000.00	151,666.65	260,000.00	350,000.00

GAINES COUNTY
DEPARTMENTAL BUDGET SUMMARY BY LINE ITEM

01 GENERAL FUND

02:29 PM

2023
PROPOSED
BUDGET

30 E.S.D #1 - SEAG. AMBULANC

40820 E.S.D. # 1 - PAYMENT

2020
ACTUAL 2021
ACTUAL 2022
ACTUAL 2022
CURRENT
BUDGET

426,080.50 426,080.50 248,546.95 426,081.00

426,081.00

TOTAL DEPARTMENT

426,080.50 426,080.50 248,546.95 426,081.00

426,081.00

GAINES COUNTY
DEPARTMENTAL BUDGET SUMMARY BY LINE ITEM

01 GENERAL FUND

02:29 PM

	2020 ACTUAL	2021 ACTUAL	2022 ACTUAL	2022 CURRENT BUDGET	2023 PROPOSED BUDGET
31 CEMETERY - SEMINOLE					
40015 SALARY - OVERTIME	9,098.13	10,509.11	5,477.99	5,150.00	5,150.00
40071 SALARY - MAINTENANCE	105,651.26	106,131.26	64,187.20	107,236.00	113,671.00
40074 SALARY - EXTRA HELP	11,264.00	16,225.00	.00	27,057.00	36,240.00
40091 SALARY-LONGEVITY	2,290.00	2,530.00	1,600.00	2,770.00	3,010.00
40111 F.I.C.A.	9,909.26	10,264.55	5,379.93	10,953.00	12,166.00
40113 COUNTY INSURANCE	20,799.12	20,921.90	12,992.28	22,288.00	23,678.00
40115 RETIREMENT	7,196.64	7,520.64	5,258.77	11,132.00	12,298.00
40117 WORKERS' COMPENSATION	2,093.60	2,102.67	1,368.54	1,835.00	1,835.00
40215 SUPPLIES	7,994.27	9,258.90	2,761.56	5,000.00	5,000.00
40217 TOOLS & OTHER SUPPLIES	348.60	411.97	53.98	5.00	5.00
40219 GAS & OIL	606.55	179.80	134.85	5.00	5.00
40221 PARTS & REPAIRS	1,614.37	2,978.41	736.09	4,000.00	4,000.00
40223 TIRES & TUBES	891.92	76.00	.00	5.00	5.00
40250 FERTILIZER & POISON	21,641.41	8,208.33	977.57	10,000.00	10,000.00
40264 EQUIP. PURCHASE/LEASE	7,875.00	.00	.00	12,000.00	12,000.00
40318 REPAIRS & IMPROVEMENTS	2,010.09	1,047.40	.00	4,700.00	4,700.00
40410 TELEPHONE	780.00	780.00	455.00	780.00	780.00
40428 UTILITIES	8,826.85	9,220.73	5,431.88	9,000.00	9,000.00
40430 AUTO INSURANCE	1,044.00	1,146.00	1,229.00	5.00	5.00
43012 CAPITAL EQUIP. PURCHASE	.00	.00	.00	5.00	5.00

TOTAL DEPARTMENT	221,935.07	209,512.67	108,044.64	233,926.00	253,553.00

GAINES COUNTY
DEPARTMENTAL BUDGET SUMMARY BY LINE ITEM

01 GENERAL FUND

02:29 PM

	2020 ACTUAL	2021 ACTUAL	2022 ACTUAL	2022 CURRENT BUDGET	2023 PROPOSED BUDGET
32 CEMETERY - SEAG. & LOOP					
40015 SALARY - OVERTIME	489.54	.00	.00	1,500.00	1,500.00
40071 SALARY - MAINTENANCE	53,810.64	54,050.64	32,646.08	54,618.00	57,895.00
40074 SALARY - EXTRA HELP	9,740.00	5,000.00	.00	5,000.00	7,200.00
40091 SALARY-LONGEVITY	2,660.00	2,780.00	1,680.00	2,900.00	3,020.00
40111 F.I.C.A.	3,693.94	3,299.38	1,728.36	4,994.00	5,422.00
40113 COUNTY INSURANCE	10,399.56	10,460.95	6,496.14	11,144.00	11,839.00
40115 RETIREMENT	3,505.20	3,585.93	2,539.45	5,011.00	5,416.00
40117 WORKERS' COMPENSATION	986.65	960.72	641.87	947.00	947.00
40215 SUPPLIES	1,686.04	1,662.54	747.44	1,500.00	1,500.00
40217 TOOLS & OTHER SUPPLIES	.00	35.98	.00	250.00	250.00
40219 GAS & OIL	.00	30.00	.00	1,000.00	1,000.00
40221 PARTS & REPAIRS	981.21	1,686.71	347.00	1,000.00	1,000.00
40223 TIRES & TUBES	159.98	3,528.67	160.50	500.00	500.00
40250 FERTILIZER & POISON	1,102.50	4,150.43	606.00	4,500.00	4,500.00
40264 EQUIP. PURCHASE/LEASE	18,842.84	479.99	.00	5.00	5.00
40318 REPAIRS & IMPROVEMENTS	.00	.00	.00	4,000.00	4,000.00
40336 WATER WELL	.00	.00	.00	5.00	5.00
40410 TELEPHONE	780.00	780.00	455.00	780.00	780.00
40428 UTILITIES	984.31	950.47	541.44	1,250.00	1,250.00
40430 AUTO INSURANCE	1,044.00	1,146.00	1,229.00	804.00	804.00
43012 CAPITAL EQUIP. PURCHASE	.00	.00	.00	5.00	5.00

TOTAL DEPARTMENT	110,866.41	94,588.41	49,818.28	101,713.00	108,838.00

01 GENERAL FUND

02:29 PM

	2020 ACTUAL	2021 ACTUAL	2022 ACTUAL	2022 CURRENT BUDGET	2023 PROPOSED BUDGET
34 CIVIL DEFENSE					
40031 SALARY - CO-ORDINATOR	54,299.18	54,299.18	32,660.00	55,114.00	58,421.00
40074 SALARY - EXTRA HELP	3,365.60	.00	.00	5.00	5.00
40091 SALARY-LONGEVITY	350.00	470.00	340.00	590.00	710.00
40111 F.I.C.A.	4,673.01	4,424.68	2,661.60	4,551.00	4,813.00
40113 COUNTY INSURANCE	10,381.47	10,436.83	6,482.07	11,144.00	11,839.00
40115 RETIREMENT	3,555.56	3,470.56	2,461.33	4,361.00	4,601.00
40117 WORKERS' COMPENSATION	1,025.01	844.07	498.52	540.00	540.00
40210 OFFICE SUPPLIES	477.69	137.13	210.06	500.00	500.00
40211 COMMUNICATIONS SUPPLIES	.00	60.61	.00	5.00	800.00
40215 SUPPLIES	3,540.41	5,808.62	1,533.98	4,600.00	4,600.00
40219 GAS & OIL	.00	.00	.00	1,000.00	500.00
40221 PARTS & REPAIRS	325.87	1,354.00	1,115.21	1,000.00	1,000.00
40223 TIRES & TUBES	.00	1,068.00	.00	250.00	1,200.00
40264 EQUIP. PURCHASE/LEASE	.00	.00	.00	.00	55,000.00
40410 TELEPHONE	2,934.72	3,418.90	2,721.27	1,000.00	1,000.00
40411 COMMUNICATIONS TELEPHONE	179.18	.00	.00	5.00	5.00
40413 POSTAGE	.00	.00	.00	100.00	100.00
40430 AUTO INSURANCE	964.00	730.00	1,293.10	1,000.00	1,300.00
40514 MILEAGE & EXPENSE	3,759.44	3,534.81	1,969.39	3,000.00	3,000.00
40520 SCHOOLS	.00	.00	.00	500.00	500.00
40541 EMERGENCY PLAN PRINTING	.00	.00	.00	5.00	5.00
40543 TRAINING & TRAVEL EXPENSE	.00	.00	.00	500.00	500.00
43012 CAPITAL EQUIP. PURCHASE	.00	.00	.00	5.00	5.00
43013 NON-CAPITAL EQUIP. PURCHASE	.00	2,252.29	.00	5.00	5.00

TOTAL DEPARTMENT	89,831.14	92,309.68	53,946.53	89,780.00	150,949.00

GAINES COUNTY
DEPARTMENTAL BUDGET SUMMARY BY LINE ITEM

02:29 PM

01 GENERAL FUND

2023
PROPOSED
BUDGET

	2020 ACTUAL	2021 ACTUAL	2022 ACTUAL	2022 CURRENT BUDGET	2023 PROPOSED BUDGET
36 MUSEUMS-SEMINOLE					
40027 SALARY-MUSEUM DIRECTOR	39,125.06	39,125.06	23,532.96	39,712.00	42,095.00
40074 SALARY - EXTRA HELP	12,116.16	12,260.40	7,600.60	12,688.00	15,600.00
40091 SALARY-LONGEVITY	530.00	650.00	420.00	770.00	890.00
40111 F.I.C.A.	3,960.50	3,980.71	2,414.01	4,068.00	4,482.00
40113 COUNTY INSURANCE	10,399.56	10,460.95	6,496.14	11,144.00	11,839.00
40115 RETIREMENT	3,184.73	3,297.32	2,351.83	4,162.00	4,556.00
40117 WORKERS' COMPENSATION	816.88	820.40	526.88	765.00	765.00
40215 SUPPLIES	1,648.54	584.94	521.93	2,000.00	2,000.00
40410 TELEPHONE	2,109.58	1,774.26	2,208.71	400.00	400.00
40413 POSTAGE	.00	.00	.00	10.00	10.00
40543 TRAINING & TRAVEL EXPENSE	.00	.00	.00	1,500.00	1,500.00
43012 CAPITAL EQUIP. PURCHASE	.00	.00	.00	5.00	5.00
43013 NON-CAPITAL EQUIP. PURCHASE	659.99	.00	.00	5.00	5.00

TOTAL DEPARTMENT	74,551.00	72,954.04	46,073.06	77,229.00	84,147.00

GAINES COUNTY
DEPARTMENTAL BUDGET SUMMARY BY LINE ITEM

01 GENERAL FUND

02:29 PM

	2020 ACTUAL	2021 ACTUAL	2022 ACTUAL	2022 CURRENT BUDGET	2023 PROPOSED BUDGET
37 MUSEUMS-SEAGRAVES					
40027 SALARY-MUSEUM DIRECTOR	39,125.06	39,125.06	23,532.96	39,712.00	42,095.00
40074 SALARY - EXTRA HELP	12,669.08	12,260.40	7,808.00	12,688.00	15,600.00
40091 SALARY-LONGEVITY	1,760.00	1,880.00	1,150.00	2,000.00	2,120.00
40111 F.I.C.A.	4,096.88	4,074.82	2,485.72	4,162.00	4,576.00
40113 COUNTY INSURANCE	10,399.56	10,460.95	6,496.14	11,144.00	11,839.00
40115 RETIREMENT	3,295.14	3,375.42	2,423.70	4,259.00	4,654.00
40117 WORKERS' COMPENSATION	817.78	821.35	537.89	777.00	777.00
40215 SUPPLIES	135.33	.00	132.19	900.00	900.00
40410 TELEPHONE	685.67	701.61	102.16	700.00	700.00
43012 CAPITAL EQUIP. PURCHASE	.00	.00	.00	5.00	5.00
43013 NON-CAPITAL EQUIP. PURCHASE	.00	.00	.00	5.00	5.00

TOTAL DEPARTMENT	72,984.50	72,699.61	44,668.76	76,352.00	83,271.00

GAINES COUNTY
DEPARTMENTAL BUDGET SUMMARY BY LINE ITEM

01 GENERAL FUND

02:29 PM

	2020 ACTUAL	2021 ACTUAL	2022 ACTUAL	2022 CURRENT BUDGET	2023 PROPOSED BUDGET
38 SEMINOLE - SENIOR CITIZEN					
40045 SALARY - CLERK	42,795.17	42,567.05	24,988.63	43,785.00	46,412.00
40074 SALARY - EXTRA HELP	20,617.86	19,513.71	11,813.92	34,258.00	42,120.00
40091 SALARY-LONGEVITY	250.00	370.00	.00	490.00	250.00
40111 F.I.C.A.	4,833.51	4,739.58	2,765.48	6,008.00	6,792.00
40113 COUNTY INSURANCE	10,399.56	9,532.93	7,396.53	11,144.00	11,839.00
40115 RETIREMENT	3,303.87	3,161.84	2,280.08	6,148.00	6,908.00
40117 WORKERS' COMPENSATION	1,215.83	1,221.08	780.25	1,135.00	1,135.00
40215 SUPPLIES	3,048.06	2,846.72	2,779.32	3,500.00	3,500.00
40219 GAS & OIL	1,706.58	1,753.24	919.22	2,500.00	2,500.00
40221 PARTS & REPAIRS	29.00	283.68	2,057.16	500.00	500.00
40223 TIRES & TUBES	18.00	.00	18.00	200.00	200.00
40410 TELEPHONE	2,127.12	2,651.84	2,275.73	600.00	600.00
40413 POSTAGE	50.75	57.55	42.66	50.00	50.00
40430 AUTO INSURANCE	919.00	2,084.00	2,318.00	1,155.00	1,155.00
40644 ALL OTHER	.00	99.99	.00	200.00	200.00
43012 CAPITAL EQUIP. PURCHASE	.00	.00	.00	5.00	5.00
43013 NON-CAPITAL EQUIP. PURCHASE	.00	.00	.00	5.00	5.00

TOTAL DEPARTMENT	91,314.31	90,883.21	60,434.98	111,683.00	124,171.00

GAINES COUNTY
DEPARTMENTAL BUDGET SUMMARY BY LINE ITEM

01 GENERAL FUND

02:29 PM

	2020 ACTUAL	2021 ACTUAL	2022 ACTUAL	2022 CURRENT BUDGET	2023 PROPOSED BUDGET
39 SEAGRAVES - SENIOR CITIZE					
40045 SALARY - CLERK	47,123.18	47,123.18	28,343.68	47,830.00	50,700.00
40074 SALARY - EXTRA HELP	26,439.28	25,544.17	16,540.63	32,068.00	37,440.00
40091 SALARY-LONGEVITY	1,830.00	1,950.00	1,190.00	2,070.00	2,190.00
40111 F.I.C.A.	5,675.95	5,616.70	3,460.44	6,271.00	6,911.00
40113 COUNTY INSURANCE	10,399.56	10,460.95	6,496.14	11,144.00	11,839.00
40115 RETIREMENT	4,636.35	4,727.88	3,429.83	6,417.00	7,028.00
40117 WORKERS' COMPENSATION	1,244.81	1,250.23	809.94	1,165.00	1,165.00
40215 SUPPLIES	1,561.73	1,451.90	1,043.38	2,500.00	2,500.00
40219 GAS & OIL	2,305.78	2,183.18	1,404.13	2,600.00	2,600.00
40221 PARTS & REPAIRS	1,518.93	561.08	583.60	600.00	600.00
40223 TIRES & TUBES	17.40	451.16	.00	300.00	300.00
40410 TELEPHONE	2,292.70	2,332.79	1,159.23	2,300.00	2,300.00
40430 AUTO INSURANCE	1,882.00	1,562.00	1,622.00	1,000.00	1,000.00
40644 ALL OTHER	91,545.20	91,735.20	56,280.20	77,700.00	77,700.00
43012 CAPITAL EQUIP. PURCHASE	.00	.00	.00	5.00	5.00
43013 NON-CAPITAL EQUIP. PURCHASE	.00	.00	.00	5.00	5.00

TOTAL DEPARTMENT	198,472.87	196,950.42	122,363.20	193,975.00	204,283.00

GAINES COUNTY
DEPARTMENTAL BUDGET SUMMARY BY LINE ITEM

01 GENERAL FUND

02:29 PM

	2020 ACTUAL	2021 ACTUAL	2022 ACTUAL	2022 CURRENT BUDGET	2023 PROPOSED BUDGET
40 LOOP - SENIOR CITIZENS					
40215 SUPPLIES	18.48	.00	.00	.00	5.00
40219 GAS & OIL	65.89	.00	.00	900.00	900.00
40221 PARTS & REPAIRS	99.72	7.50	.00	450.00	450.00
40223 TIRES & TUBES	.00	.00	.00	550.00	550.00
40430 AUTO INSURANCE	961.00	166.00	198.00	5.00	.00

TOTAL DEPARTMENT	1,145.09	173.50	198.00	1,905.00	1,905.00

GAINES COUNTY
DEPARTMENTAL BUDGET SUMMARY BY LINE ITEM

01 GENERAL FUND

02:29 PM

	2020 ACTUAL	2021 ACTUAL	2022 ACTUAL	2022 CURRENT BUDGET	2023 PROPOSED BUDGET
43 CAPITAL TRIAL					
40651 CAPITAL MURDER TRIAL	.00	.00	.00	90,000.00	90,000.00
<hr/>					
TOTAL DEPARTMENT	.00	.00	.00	90,000.00	90,000.00

01 GENERAL FUND

02:29 PM

	2020 ACTUAL	2021 ACTUAL	2022 ACTUAL	2022 CURRENT BUDGET	2023 PROPOSED BUDGET
45 JAIL					
40015 SALARY - OVERTIME	187,465.92	207,681.25	155,213.88	80,000.00	80,000.00
40062 SALARY-JAILERS	728,749.64	716,088.92	419,353.33	724,660.00	780,473.00
40064 SALARY-DISPATCHERS	303,190.65	316,154.54	205,893.61	312,056.00	430,361.00
40091 SALARY-LONGEVITY	17,105.00	17,800.00	10,720.00	20,960.00	16,350.00
40111 F.I.C.A.	92,246.04	93,438.32	58,618.31	87,212.00	95,430.00
40113 COUNTY INSURANCE	233,809.83	236,011.41	146,439.85	256,312.00	295,975.00
40115 RETIREMENT	75,997.28	79,722.78	58,953.54	89,052.00	96,890.00
40117 WORKERS' COMPENSATION	16,016.58	16,040.68	11,113.65	16,257.00	16,257.00
40210 OFFICE SUPPLIES	5,291.70	6,201.85	3,285.87	5,000.00	5,000.00
40213 SHERIFF'S SUPPLIES	490.21	230.21	255.63	1,000.00	1,000.00
40214 CLOTHING ALLOWANCE	2,035.23	112.11	932.22	7,500.00	7,500.00
40219 GAS & OIL	2,928.90	5,036.24	4,849.72	20,000.00	20,000.00
40221 PARTS & REPAIRS	1,131.76	647.76	7.50	3,000.00	3,000.00
40223 TIRES & TUBES	874.38	.00	.00	1,200.00	1,200.00
40229 PRISONERS EXPENSE	184,537.82	183,053.70	101,307.60	150,000.00	150,000.00
40230 PRISONER MEDICAL EXPENSE	176,246.30	174,985.65	155,189.02	100,000.00	100,000.00
40231 PRISONER HOUSING EXPENSE	14,445.00	9,180.00	12,776.40	30,000.00	30,000.00
40338 JAIL BUILDING	133,736.23	165,310.38	94,162.08	75,000.00	75,000.00
40410 TELEPHONE	3,422.94	1,560.00	945.00	1,560.00	1,560.00
40430 AUTO INSURANCE	4,705.50	5,209.00	7,236.60	4,600.00	4,600.00
40438 NOTARY BONDS	426.00	569.12	213.00	750.00	750.00
40440 BONDS	511.00	7,104.00	337.00	6,000.00	6,000.00
40518 HOTEL & MEALS	1,011.98	943.45	561.54	4,500.00	4,500.00
40520 SCHOOLS	935.17	3,125.92	1,243.75	3,250.00	3,250.00
40536 PHYSICAL EXAM	2,536.63	1,000.00	1,120.00	2,000.00	2,000.00
41712 PRESCRIPTION DRUGS	12,244.64	18,498.20	15,913.59	20,000.00	20,000.00

GAINES COUNTY
DEPARTMENTAL BUDGET SUMMARY BY LINE ITEM

01 GENERAL FUND

02:29 PM

	2020 ACTUAL	2021 ACTUAL	2022 ACTUAL	2022 CURRENT BUDGET	2023 PROPOSED BUDGET
--	----------------	----------------	----------------	---------------------------	----------------------------

-----DISBURSEMENTS-----

45 JAIL

TOTAL DEPARTMENT

	2,202,092.33	2,265,705.49	1,466,642.69	2,021,869.00	2,247,096.00
--	--------------	--------------	--------------	--------------	--------------

GAINES COUNTY
DEPARTMENTAL BUDGET SUMMARY BY LINE ITEM

01 GENERAL FUND

02:29 PM

	2020 ACTUAL	2021 ACTUAL	2022 ACTUAL	2022 CURRENT BUDGET	2023 PROPOSED BUDGET
50 CHILD WELFARE					
40614 ATTORNEY-CRIMINAL	.00	.00	.00	200.00	500.00
40642 CITATIONS & EVIDENCE	.00	.00	.00	10.00	10.00
41410 FOSTER HOME CARE	.00	.00	.00	75.00	75.00
41412 MEDICAL EXPENSE	.00	.00	.00	240.00	240.00
41414 CLOTHING	.00	.00	.00	800.00	800.00
41416 PERSONAL-CASH	.00	.00	.00	10.00	10.00
41418 TRANSPORTATION	.00	.00	.00	275.00	275.00

TOTAL DEPARTMENT	.00	.00	.00	1,610.00	1,910.00

GAINES COUNTY
DEPARTMENTAL BUDGET SUMMARY BY LINE ITEM

01 GENERAL FUND

02:29 PM

	2020 ACTUAL	2021 ACTUAL	2022 ACTUAL	2022 CURRENT BUDGET	2023 PROPOSED BUDGET
51 INDIGENTS					
41412 MEDICAL EXPENSE	.00	.00	.00	475.00	475.00
41418 TRANSPORTATION	.00	.00	.00	250.00	250.00
41422 GROCERIES	.00	.00	.00	225.00	225.00
41424 RENT	.00	.00	.00	225.00	225.00
41426 FUNERALS	.00	.00	.00	10.00	10.00
41428 GAS, WATER & LIGHTS	.00	.00	.00	475.00	475.00

TOTAL DEPARTMENT	.00	.00	.00	1,660.00	1,660.00

01 GENERAL FUND

02:29 PM

	2020 ACTUAL	2021 ACTUAL	2022 ACTUAL	2022 CURRENT BUDGET	2023 PROPOSED BUDGET
60 BUILDINGS					
40015 SALARY - OVERTIME	12,231.96	2,717.14	2,112.90	5,000.00	5,000.00
40071 SALARY - MAINTENANCE	505,847.06	524,887.40	310,887.28	526,078.00	560,549.00
40074 SALARY - EXTRA HELP	3,712.50	3,570.00	.00	11,000.00	15,000.00
40091 SALARY-LONGEVITY	12,200.00	9,760.00	6,100.00	10,650.00	11,700.00
40111 F.I.C.A.	40,740.49	40,601.28	23,933.18	43,461.00	46,360.00
40113 COUNTY INSURANCE	112,168.42	113,793.69	70,146.51	122,584.00	130,229.00
40115 RETIREMENT	32,452.85	33,739.41	23,400.96	43,333.00	46,090.00
40117 WORKERS' COMPENSATION	8,470.23	8,342.87	5,227.91	6,650.00	6,650.00
40122 UNIFORM ALLOWANCE	.00	.00	.00	5,280.00	5,280.00
40215 SUPPLIES	63,593.92	61,822.01	27,238.70	29,925.00	40,000.00
40216 SERVICES & OTHER SUPPLIES	74,661.74	154,649.72	19,342.77	12,220.00	25,000.00
40217 TOOLS & OTHER SUPPLIES	5,097.11	10,319.09	1,094.53	2,660.00	7,500.00
40219 GAS & OIL	6,450.33	9,084.92	6,440.60	7,500.00	10,000.00
40221 PARTS & REPAIRS	9,299.57	4,510.15	1,458.04	2,000.00	2,000.00
40223 TIRES & TUBES	1,718.20	129.53	.00	550.00	550.00
40267 SAFETY EQUIPMENT/MATERIAL	2,727.36	3,684.43	549.90	5.00	4,000.00
40314 LANDSCAPING	.00	.00	.00	5.00	5.00
40322 REMODELING	24,582.07	.00	.00	10,000.00	10,000.00
40324 BUILDING REPAIRS & IMPROVEMENT	34,247.78	121,615.99	85,061.00	85,500.00	85,500.00
40340 EQUIPMENT RENTAL	.00	200.00	.00	5.00	5.00
40410 TELEPHONE	21,283.90	27,181.52	14,728.86	15,780.00	15,780.00
40428 UTILITIES	216,573.81	207,301.13	129,179.55	200,000.00	200,000.00
40430 AUTO INSURANCE	1,882.00	2,708.00	2,442.00	3,000.00	3,000.00
40432 PROPERTY INSURANCE	87,758.00	89,901.77	102,664.44	75,000.00	90,000.00
40434 LIABILITY INSURANCE	32,230.12	38,839.75	28,235.00	11,000.00	11,000.00
40514 MILEAGE & EXPENSE	3,000.00	3,000.00	1,750.00	3,000.00	3,000.00

GAINES COUNTY
DEPARTMENTAL BUDGET SUMMARY BY LINE ITEM

01 GENERAL FUND

02:29 PM

	2020 ACTUAL	2021 ACTUAL	2022 ACTUAL	2022 CURRENT BUDGET	2023 PROPOSED BUDGET
-----DISBURSEMENTS-----					
60 BUILDINGS					
40520 SCHOOLS	165.00	70.00	94.95	5.00	200.00
40536 PHYSICAL EXAM	.00	.00	.00	5.00	500.00
41616 COFFEE	3,560.36	3,411.22	2,079.50	4,250.00	4,250.00
43012 CAPITAL EQUIP. PURCHASE	77,524.43	.00	6,672.00	5.00	5.00
43013 NON-CAPITAL EQUIP. PURCHASE	2,892.00	2,373.99	.00	5.00	5.00

TOTAL DEPARTMENT	1,397,071.21	1,478,215.01	870,840.58	1,236,456.00	1,339,158.00

GAINES COUNTY
DEPARTMENTAL BUDGET SUMMARY BY LINE ITEM

01 GENERAL FUND

02:29 PM

	2020 ACTUAL	2021 ACTUAL	2022 ACTUAL	2022 CURRENT BUDGET	2023 PROPOSED BUDGET
63 ELECTIONS					
40042 SALARY - DEPUTY/DEPUTIES	.00	.00	.00	20,893.00	22,147.00
40063 SALARY-ELECTIONS ADMINISTRATOR	57,934.50	57,964.30	42,602.16	58,834.00	62,364.00
40065 SALARY - ELECTION	30,504.52	21,685.26	25,333.68	30,000.00	30,000.00
40074 SALARY - EXTRA HELP	5,686.25	14,954.14	.00	5.00	5.00
40091 SALARY-LONGEVITY	1,770.00	1,890.00	1,160.00	2,090.00	2,330.00
40111 F.I.C.A.	6,552.04	7,010.36	4,497.32	6,549.00	6,933.00
40113 COUNTY INSURANCE	11,028.26	13,862.99	10,214.55	16,716.00	18,106.00
40115 RETIREMENT	3,840.98	4,719.52	3,777.13	8,440.00	8,779.00
40117 WORKERS' COMPENSATION	1,418.78	1,498.93	1,085.14	1,497.00	1,497.00
40215 SUPPLIES	24,045.85	9,652.69	10,402.14	10,000.00	10,000.00
40264 EQUIP. PURCHASE/LEASE	.00	.00	.00	5.00	5.00
40410 TELEPHONE	2,775.02	2,997.87	1,624.66	2,000.00	2,000.00
40413 POSTAGE	5,560.97	4,022.40	5,135.05	4,500.00	4,500.00
40432 PROPERTY INSURANCE	758.00	827.00	827.00	700.00	700.00
40438 NOTARY BONDS	.00	.00	.00	100.00	100.00
40440 BONDS	.00	.00	.00	290.00	290.00
40514 MILEAGE & EXPENSE	3,000.00	3,000.00	1,750.00	3,000.00	3,000.00
40520 SCHOOLS	1,045.83	4,722.72	1,574.13	4,500.00	4,500.00
41122 OFFICE EQUIP RPR & SERV. CONTR	.00	10,402.00	3,895.00	8,500.00	11,500.00
43012 CAPITAL EQUIP. PURCHASE	.00	.00	.00	5.00	5.00
43013 NON-CAPITAL EQUIP. PURCHASE	.00	.00	.00	5.00	5.00

TOTAL DEPARTMENT	155,921.00	159,210.18	113,877.96	178,629.00	188,766.00

GAINES COUNTY
DEPARTMENTAL BUDGET SUMMARY BY LINE ITEM

01 GENERAL FUND

02:29 PM

	2020 ACTUAL	2021 ACTUAL	2022 ACTUAL	2022 CURRENT BUDGET	2023 PROPOSED BUDGET
64 ALL OTHER					
40061 DAWSON CNTY APPN #2	208,355.33	208,355.33	121,540.58	208,356.00	208,356.00
40066 DA VOCA MATCH	29,544.66	29,544.66	17,234.36	29,545.00	29,545.00
40210 OFFICE SUPPLIES	6,720.56	13,317.58	2,187.23	10,000.00	10,000.00
40355 CAPITAL IMPROVEMENTS	.00	.00	.00	5.00	50,000.00
40413 POSTAGE	42.45	.00	.00	1,000.00	1,000.00
40434 LIABILITY INSURANCE	.00	.00	.00	5,000.00	5,000.00
40442 PUBLIC OFFICIALS & EMPL. LIAB.	37,401.00	42,074.00	48,876.00	36,000.00	36,000.00
40532 OUTSIDE AUDIT	31,200.00	31,500.00	36,500.00	30,000.00	30,000.00
40612 ASSESSMENT CAPITAL CASES PUBLI	15,629.00	15,629.00	15,629.00	15,629.00	15,629.00
40638 AUTOPSIES	20,350.00	38,150.00	28,300.00	35,000.00	35,000.00
40644 ALL OTHER	38.90	960.00	4,073.12	500.00	500.00
40649 P E FOR L&A	.00	.00	.00	1.00	1.00
41116 ASSOCIATION DUES	8,375.69	8,815.86	6,811.84	7,000.00	7,000.00
41120 UNEMPLOYMENT COMPENSATION	5,911.46	4,383.56	1,924.06	10,000.00	10,000.00
41122 OFFICE EQUIP RPR & SERV. CONTR	34,425.40	14,278.80	8,329.54	39,800.00	39,800.00
41129 SOFTWARE & SITE LICENSES	63,010.58	64,097.28	32,534.64	41,000.00	41,000.00
41218 LAND PURCHASE	.00	.00	.00	5.00	5.00
41224 PROFESSIONAL SERVICES	122,202.37	66,157.63	21,166.10	75,000.00	75,000.00
41610 OFFICE EQUIPMENT LEASE	63,237.03	59,702.92	34,421.49	70,000.00	70,000.00
41612 BOX RENT	364.00	466.00	210.00	450.00	450.00
41618 ADVERT & PUBLICATION	10,339.16	9,301.69	5,175.82	6,300.00	9,000.00
41624 RESERVE	936.36	.00	273.00	213,796.00	482,843.00
41650 EMPLOYEE WELLNESS PROGRAM	976.20	2,922.20	1,288.60	1,000.00	1,000.00
43012 CAPITAL EQUIP. PURCHASE	.00	.00	.00	5.00	5.00
43013 NON-CAPITAL EQUIP. PURCHASE	.00	.00	.00	5.00	5.00

TOTAL DEPARTMENT	659,060.15	609,656.51	386,475.38	835,397.00	1,157,139.00

GAINES COUNTY
DEPARTMENTAL BUDGET SUMMARY BY LINE ITEM

01 GENERAL FUND

02:29 PM

	2020 ACTUAL	2021 ACTUAL	2022 ACTUAL	2022 CURRENT BUDGET	2023 PROPOSED BUDGET
68 I.T. DIRECTOR					
40015 SALARY - OVERTIME	.00	.00	.00	1,000.00	1,000.00
40032 SALARY SPECIALIST	60,804.90	60,804.90	36,573.12	61,718.00	65,421.00
40042 SALARY - DEPUTY/DEPUTIES	47,123.18	47,123.18	28,343.68	47,830.00	50,700.00
40091 SALARY-LONGEVITY	4,420.00	4,660.00	2,820.00	4,900.00	5,140.00
40111 F.I.C.A.	9,660.89	9,675.58	5,800.18	9,441.00	9,964.00
40113 COUNTY INSURANCE	20,799.12	20,921.90	12,992.28	22,288.00	23,678.00
40115 RETIREMENT	7,369.05	7,604.14	5,375.95	9,068.00	9,545.00
40117 WORKERS' COMPENSATION	1,708.08	1,715.55	1,140.06	1,642.00	1,642.00
40210 OFFICE SUPPLIES	199.60	290.79	.00	200.00	200.00
40215 SUPPLIES	680.87	572.53	185.72	1,000.00	1,000.00
40410 TELEPHONE	2,334.68	1,758.43	910.00	2,500.00	2,500.00
40413 POSTAGE	27.65	.00	.00	50.00	50.00
40514 MILEAGE & EXPENSE	6,000.00	6,000.00	3,500.00	6,000.00	6,000.00
40520 SCHOOLS	2,323.54-	.00	1,395.94	5.00	9,000.00
41129 SOFTWARE & SITE LICENSES	30,107.61	26,114.62	15,212.71	21,500.00	21,500.00
41130 SOFTWARE PURCHASES	1,277.20	1,086.13	.00	10,000.00	10,000.00
41131 TECHNICAL SERVICE/REPAIR	8,250.00	1,388.47	7,800.00	10,000.00	10,000.00
41137 COMPUTER REPAIR & SERVICE CONT	62,465.99	69,361.20	42,556.38	90,000.00	90,000.00
41615 INTERNET ACCESS/EQUIPMENT	43,987.93	70,706.70	36,006.02	53,695.00	60,000.00
43012 CAPITAL EQUIP. PURCHASE	.00	.00	.00	5.00	5.00
43013 NON-CAPITAL EQUIP. PURCHASE	.00	.00	.00	5.00	5.00

TOTAL DEPARTMENT	304,893.21	329,784.12	200,612.04	352,847.00	377,350.00
TRANSFER TO/FROM OTHER FUNDS	1,661,292.88	1,616,027.08	819,003.00	819,003.00	914,005.00
TOTAL EXPENDITURES FOR FUND	13,252,140.93	13,497,741.05	8,422,544.10	13,815,537.00	15,433,670.00
TOTAL DISBURSEMENTS FOR FUND	14,913,433.81	15,113,768.13	9,241,547.10	14,634,540.00	16,347,675.00
FUND TOTAL	6,773,675.08	6,468,014.77	11,303,603.71	7,287,037.77	.00

GAINES COUNTY
DEPARTMENTAL BUDGET SUMMARY BY LINE ITEM

03 ROAD & BRIDGE

02:29 PM

	2020 ACTUAL	2021 ACTUAL	2022 ACTUAL	2022 CURRENT BUDGET	2023 PROPOSED BUDGET
FUND BALANCE	64,653.00	64,563.00	64,563.00	64,563.00	.00
-----RECEIPTS-----					
30950 STATE-HB2521 ROW ROYALTY	.00	.00	.00	5.00	.00
30955 STATE - WEIGHT FEES	150,820.39	110,489.73	53,993.43	30,000.00	75,000.00
31120 AUTO REGISTRATIONS	507,920.00	566,170.00	478,910.00	391,740.00	400,000.00
31210 DISTRICT COURT FINES	35,381.19	32,787.35	9,160.00	45,000.00	36,000.00
31220 COUNTY COURT FINES	20,116.50	2,559.00	.00	60,000.00	25,000.00

TOTAL RECEIPTS	714,238.08	712,006.08	542,063.43	526,745.00	536,000.00
TOTAL AVAILABLE	778,891.08	776,569.08	606,626.43	591,308.00	536,000.00

GAINES COUNTY
DEPARTMENTAL BUDGET SUMMARY BY LINE ITEM

03 ROAD & BRIDGE

02:29 PM

	2020 ACTUAL	2021 ACTUAL	2022 ACTUAL	2022 CURRENT BUDGET	2023 PROPOSED BUDGET
-----DISBURSEMENTS-----					
100 ROAD & BRIDGE					
32310 TRANS TO/FROM OTHER FUNDS	670,424.79	666,233.77	.00	462,182.00	471,437.00
40413 POSTAGE	19.00	.00	.53	100.00	100.00
40434 LIABILITY INSURANCE	.00	.00	.00	10,063.00	10,063.00
40510 PICKUP REIMB. COMM'S	23,599.68	23,599.68	13,766.48	23,600.00	23,600.00
40514 MILEAGE & EXPENSE	16,800.00	16,800.00	9,800.00	16,800.00	16,800.00
40520 SCHOOLS	2,652.99	5,372.63	900.00	2,000.00	2,000.00
40522 CONFERENCE EXPENSE	831.62	.00	.00	7,000.00	7,000.00
40543 TRAINING & TRAVEL EXPENSE	.00	.00	.00	5,000.00	5,000.00

TOTAL DEPARTMENT	714,328.08	712,006.08	24,467.01	526,745.00	536,000.00
TOTAL EXPENDITURES FOR FUND	714,328.08	712,006.08	24,467.01	526,745.00	536,000.00
FUND TOTAL	64,563.00	64,563.00	582,159.42	64,563.00	.00

GAINES COUNTY
DEPARTMENTAL BUDGET SUMMARY BY LINE ITEM

08 FARM TO MARKET/LATERAL ROAD

02:29 PM

2023
PROPOSED
BUDGET

	2020 ACTUAL	2021 ACTUAL	2022 ACTUAL	2022 CURRENT BUDGET	
FUND BALANCE	.00	.00	.00	.00	.00
-----RECEIPTS-----					
30110 CURRENT TAX	5,990,992.23	5,682,072.34	5,549,264.87	5,558,954.00	6,535,608.00
30120 DELINQUENT TAX	91,520.58	94,433.25	68,579.67	40,000.00	40,000.00
30690 MISCELLANEOUS RECEIPTS	.00	.00	3,449.60	.00	.00
30750 INTEREST ON TIME DEPOSIT	87,116.73	5,533.52	7,181.68	15,000.00	15,000.00
33210 LATERAL ROAD RECEIPTS	37,415.73	37,309.70	37,288.94	36,784.00	37,000.00

TOTAL RECEIPTS	6,207,045.27	5,819,348.81	5,665,764.76	5,650,738.00	6,627,608.00
TOTAL AVAILABLE	6,207,045.27	5,819,348.81	5,665,764.76	5,650,738.00	6,627,608.00

GAINES COUNTY
DEPARTMENTAL BUDGET SUMMARY BY LINE ITEM

08 FARM TO MARKET/LATERAL ROAD

02:29 PM

	2020 ACTUAL	2021 ACTUAL	2022 ACTUAL	2022 CURRENT BUDGET	2023 PROPOSED BUDGET
-----DISBURSEMENTS-----					
95 FARM TO MARKET/LATERAL RO					
32310 TRANS TO/FROM OTHER FUNDS	<u>6,207,045.27</u>	<u>5,819,348.81</u>	<u>1,974,136.14</u>	<u>5,650,738.00</u>	<u>6,627,608.00</u>

TOTAL DEPARTMENT	6,207,045.27	5,819,348.81	1,974,136.14	5,650,738.00	6,627,608.00
TOTAL EXPENDITURES FOR FUND	6,207,045.27	5,819,348.81	1,974,136.14	5,650,738.00	6,627,608.00
FUND TOTAL	.00	.00	3,691,628.62	.00	.00

GAINES COUNTY
DEPARTMENTAL BUDGET SUMMARY BY LINE ITEM

10 ROAD & BRIDGE PCT #1

02:29 PM

	2020 ACTUAL	2021 ACTUAL	2022 ACTUAL	2022 CURRENT BUDGET	2023 PROPOSED BUDGET
FUND BALANCE	3,981,874.73	3,650,182.85	3,668,010.34	3,668,010.34	.00
-----RECEIPTS-----					
30690 MISCELLANEOUS RECEIPTS	<u>1,062.50</u>	<u>27,392.76</u>	<u>28.16</u>	<u>5.00</u>	<u>5.00</u>
30700 SALE OF EQUIPMENT	<u>7,064.10</u>	<u>109,212.00</u>	<u>.00</u>	<u>5.00</u>	<u>5.00</u>
30970 RCT-CTERZ REIMB	<u>.00</u>	<u>.00</u>	<u>329,096.44</u>	<u>5.00</u>	<u>5.00</u>
32310 TRANS TO/FROM OTHER FUNDS	<u>1,764,710.68</u>	<u>1,651,021.79</u>	<u>614,558.21</u>	<u>1,438,477.00</u>	<u>1,680,703.00</u>

TOTAL RECEIPTS	1,772,837.28	1,787,626.55	943,682.81	1,438,492.00	1,680,718.00
TOTAL AVAILABLE	5,754,712.01	5,437,809.40	4,611,693.15	5,106,502.34	1,680,718.00

GAINES COUNTY
DEPARTMENTAL BUDGET SUMMARY BY LINE ITEM

10 ROAD & BRIDGE PCT #1

02:29 PM

	2020 ACTUAL	2021 ACTUAL	2022 ACTUAL	2022 CURRENT BUDGET	2023 PROPOSED BUDGET
-----DISBURSEMENTS-----					
91 ROAD & BRIDGE PCT #1					
40015 SALARY - OVERTIME	1,879.39	5,218.44	459.55	7,000.00	7,000.00
40074 SALARY - EXTRA HELP	.00	.00	.00	6,500.00	6,500.00
40090 SALARY - ROAD HANDS	535,837.72	538,280.71	320,823.25	543,759.00	574,095.00
40091 SALARY-LONGEVITY	13,810.00	15,020.00	9,250.00	16,220.00	16,830.00
40111 F.I.C.A.	41,336.00	41,597.87	24,525.41	43,961.00	46,333.00
40113 COUNTY INSURANCE	104,110.56	104,716.78	63,164.30	111,440.00	118,390.00
40115 RETIREMENT	33,974.54	35,277.75	24,450.84	44,992.00	47,130.00
40117 WORKERS' COMPENSATION	8,820.97	8,756.38	5,974.54	8,900.00	8,900.00
40122 UNIFORM ALLOWANCE	.00	.00	.00	5,280.00	5,280.00
40215 SUPPLIES	29,005.66	21,156.77	5,721.38	34,720.00	34,720.00
40217 TOOLS & OTHER SUPPLIES	2,320.94	3,153.58	729.10	4,000.00	4,000.00
40219 GAS & OIL	81,676.18	102,140.19	53,869.66	114,292.00	114,292.00
40221 PARTS & REPAIRS	51,893.99	39,838.21	48,978.60	40,000.00	40,000.00
40223 TIRES & TUBES	13,897.32	5,139.91	3,313.76	16,000.00	16,000.00
40250 FERTILIZER & POISON	7,801.02	1,676.00	231.00	5,000.00	5,000.00
40264 EQUIP. PURCHASE/LEASE	676,183.13	395,103.64	19,400.00	50,180.00	250,000.00
40267 SAFETY EQUIPMENT/MATERIAL	27.69	2,359.47	.00	2,000.00	2,000.00
40268 WATER	.00	.00	.00	3,000.00	3,000.00
40270 CALICHE & HAULING	.00	.00	.00	10,000.00	10,000.00
40272 GRAVEL	122,340.93	.00	.00	103,000.00	103,000.00
40274 COLD MIX	.00	.00	.00	8,000.00	8,000.00
40276 ASPHALT	340,534.91	7,936.85	3,397.12	200,000.00	200,000.00
40324 BUILDING REPAIRS & IMPROVEMENT	427.00	133.50	2,272.12	10,000.00	10,000.00
40336 WATER WELL	.00	.00	.00	5.00	5.00
40340 EQUIPMENT RENTAL	.00	.00	.00	2,500.00	2,500.00

GAINES COUNTY
DEPARTMENTAL BUDGET SUMMARY BY LINE ITEM

10 ROAD & BRIDGE PCT #1

02:29 PM

	2020 ACTUAL	2021 ACTUAL	2022 ACTUAL	2022 CURRENT BUDGET	2023 PROPOSED BUDGET
-----DISBURSEMENTS-----					
91 ROAD & BRIDGE PCT #1					
40354 REIMB IMPROVEMENT(CTERZ)	.00	396,058.34	12,513.63	5.00	5.00
40410 TELEPHONE	3,051.15	4,162.48	1,507.69	3,460.00	3,460.00
40428 UTILITIES	8,798.96	9,896.78	5,442.00	11,600.00	11,600.00
40430 AUTO INSURANCE	18,052.00	20,787.50	24,254.40	15,500.00	15,500.00
40432 PROPERTY INSURANCE	1,567.00	2,001.78	3,864.44	1,100.00	1,100.00
40434 LIABILITY INSURANCE	4,331.10	4,198.63	3,544.62	3,200.00	3,200.00
40440 BONDS	.00	177.50	.00	178.00	178.00
40536 PHYSICAL EXAM	180.00	510.00	101.67	700.00	700.00
41210 ENGINEERING	.00	.00	.00	2,000.00	2,000.00
41212 RIGHT OF WAY	.00	.00	.00	1,000.00	1,000.00
41218 LAND PURCHASE	.00	.00	.00	1,000.00	1,000.00
41620 SIGNS & LIGHTS	2,671.00	4,500.00	5,442.00	8,000.00	8,000.00
41624 RESERVE	.00	.00	.00	500,000.00	500,000.00

TOTAL DEPARTMENT	2,104,529.16	1,769,799.06	643,231.08	1,938,492.00	2,180,718.00
TOTAL EXPENDITURES FOR FUND	2,104,529.16	1,769,799.06	643,231.08	1,938,492.00	2,180,718.00
FUND TOTAL	3,650,182.85	3,668,010.34	3,968,462.07	3,168,010.34	500,000.00-

GAINES COUNTY
DEPARTMENTAL BUDGET SUMMARY BY LINE ITEM

11 ROAD & BRIDGE PCT #2

02:29 PM

	2020 ACTUAL	2021 ACTUAL	2022 ACTUAL	2022 CURRENT BUDGET	2023 PROPOSED BUDGET
FUND BALANCE	3,073,354.01	3,212,468.63	3,336,080.58	3,336,080.58	.00
-----RECEIPTS-----					
30690 MISCELLANEOUS RECEIPTS	<u>3,292.80</u>	<u>.00</u>	<u>.00</u>	<u>5.00</u>	<u>5.00</u>
30700 SALE OF EQUIPMENT	<u>44,244.61</u>	<u>5,075.00</u>	<u>5,110.00</u>	<u>5.00</u>	<u>5.00</u>
30970 RCT-CTERZ REIMB	<u>.00</u>	<u>249,567.70</u>	<u>216,571.34</u>	<u>5.00</u>	<u>5.00</u>
32310 TRANS TO/FROM OTHER FUNDS	<u>1,736,925.70</u>	<u>1,611,297.59</u>	<u>378,453.99</u>	<u>1,403,883.00</u>	<u>1,657,181.00</u>

TOTAL RECEIPTS	1,784,463.11	1,865,940.29	600,135.33	1,403,898.00	1,657,196.00
TOTAL AVAILABLE	4,857,817.12	5,078,408.92	3,936,215.91	4,739,978.58	1,657,196.00

GAINES COUNTY
DEPARTMENTAL BUDGET SUMMARY BY LINE ITEM

11 ROAD & BRIDGE PCT #2

02:29 PM

	2020 ACTUAL	2021 ACTUAL	2022 ACTUAL	2022 CURRENT BUDGET	2023 PROPOSED BUDGET
-----DISBURSEMENTS-----					
92 ROAD & BRIDGE PCT #2					
40015 SALARY - OVERTIME	1,143.59	.00	1,764.69	4,500.00	4,500.00
40074 SALARY - EXTRA HELP	7,759.73	2,948.00	.00	9,270.00	9,270.00
40090 SALARY - ROAD HANDS	529,490.15	536,392.76	323,828.70	541,339.00	573,820.00
40091 SALARY-LONGEVITY	9,120.00	10,120.00	6,470.00	11,420.00	12,620.00
40111 F.I.C.A.	41,924.19	42,043.18	25,334.73	43,865.00	46,441.00
40113 COUNTY INSURANCE	103,401.56	104,903.14	65,147.01	111,440.00	118,390.00
40115 RETIREMENT	33,245.93	34,538.15	24,625.89	44,385.00	46,735.00
40117 WORKERS' COMPENSATION	8,654.54	8,720.68	5,819.83	8,800.00	8,800.00
40122 UNIFORM ALLOWANCE	.00	.00	.00	5,280.00	5,280.00
40215 SUPPLIES	31,328.56	31,321.44	11,149.93	35,720.00	35,720.00
40217 TOOLS & OTHER SUPPLIES	1,563.92	8,056.88	1,045.15	8,000.00	8,000.00
40219 GAS & OIL	86,317.62	101,936.40	76,912.98	110,169.00	110,169.00
40221 PARTS & REPAIRS	103,433.29	51,277.01	62,217.41	45,000.00	45,000.00
40223 TIRES & TUBES	15,391.09	20,847.54	3,461.29	16,000.00	16,000.00
40250 FERTILIZER & POISON	2,567.81	585.00	348.50	6,000.00	6,000.00
40264 EQUIP. PURCHASE/LEASE	197,090.80	417,857.31	.00	42,259.00	250,000.00
40267 SAFETY EQUIPMENT/MATERIAL	498.41	7,542.55	79.70	5.00	5.00
40268 WATER	.00	.00	.00	5.00	5.00
40270 CALICHE & HAULING	.00	.00	.00	5.00	5.00
40272 GRAVEL	94,890.48	10,307.88	.00	90,000.00	90,000.00
40274 COLD MIX	7,980.06	.00	.00	9,000.00	9,000.00
40276 ASPHALT	320,418.63	40,399.12	6,879.87	210,586.00	210,586.00
40324 BUILDING REPAIRS & IMPROVEMENT	2,455.35	549.99	.00	5,000.00	5,000.00
40336 WATER WELL	.00	.00	.00	5.00	5.00
40340 EQUIPMENT RENTAL	.00	.00	.00	1,000.00	1,000.00

GAINES COUNTY
DEPARTMENTAL BUDGET SUMMARY BY LINE ITEM

11 ROAD & BRIDGE PCT #2

02:29 PM

	2020 ACTUAL	2021 ACTUAL	2022 ACTUAL	2022 CURRENT BUDGET	2023 PROPOSED BUDGET
-----DISBURSEMENTS-----					
92 ROAD & BRIDGE PCT #2					
40354 REIMB IMPROVEMENT(CTERZ)	.00	263,988.79	58,675.49	5.00	5.00
40410 TELEPHONE	4,501.58	4,440.04	2,987.04	2,880.00	2,880.00
40428 UTILITIES	9,501.10	10,146.92	6,381.86	10,000.00	10,000.00
40430 AUTO INSURANCE	17,593.00	19,746.50	23,783.55	10,500.00	10,500.00
40432 PROPERTY INSURANCE	3,134.00	3,565.78	4,807.45	5,500.00	5,500.00
40434 LIABILITY INSURANCE	4,331.10	4,198.63	3,544.61	3,200.00	3,200.00
40440 BONDS	.00	.00	.00	50.00	50.00
40536 PHYSICAL EXAM	119.00	835.00	246.67	700.00	700.00
41210 ENGINEERING	.00	.00	.00	2,000.00	2,000.00
41212 RIGHT OF WAY	.00	.00	.00	5,000.00	5,000.00
41218 LAND PURCHASE	.00	.00	.00	10.00	10.00
41620 SIGNS & LIGHTS	7,493.00	5,059.65	854.20	5,000.00	5,000.00
41624 RESERVE	.00	.00	.00	500,000.00	500,000.00

TOTAL DEPARTMENT	1,645,348.49	1,742,328.34	716,366.55	1,903,898.00	2,157,196.00
TOTAL EXPENDITURES FOR FUND	1,645,348.49	1,742,328.34	716,366.55	1,903,898.00	2,157,196.00
FUND TOTAL	3,212,468.63	3,336,080.58	3,219,849.36	2,836,080.58	500,000.00-

GAINES COUNTY
DEPARTMENTAL BUDGET SUMMARY BY LINE ITEM

12 ROAD & BRIDGE PCT #3

02:29 PM

	2020 ACTUAL	2021 ACTUAL	2022 ACTUAL	2022 CURRENT BUDGET	2023 PROPOSED BUDGET
FUND BALANCE	3,547,393.48	3,143,353.77	2,925,644.83	2,925,644.83	.00
-----RECEIPTS-----					
30690 MISCELLANEOUS RECEIPTS	1,812.50	138.00	275.20	5.00	5.00
30700 SALE OF EQUIPMENT	12,117.50	43,800.00	43.20	5.00	5.00
30970 RCT-CTERZ REIMB	.00	36,610.02	628,100.19	5.00	5.00
32310 TRANS TO/FROM OTHER FUNDS	1,785,239.90	1,755,246.96	525,461.73	1,504,085.00	1,695,707.00

TOTAL RECEIPTS	1,799,169.90	1,835,794.98	1,153,880.32	1,504,100.00	1,695,722.00
TOTAL AVAILABLE	5,346,563.38	4,979,148.75	4,079,525.15	4,429,744.83	1,695,722.00

GAINES COUNTY
DEPARTMENTAL BUDGET SUMMARY BY LINE ITEM

12 ROAD & BRIDGE PCT #3

02:29 PM

	2020 ACTUAL	2021 ACTUAL	2022 ACTUAL	2022 CURRENT BUDGET	2023 PROPOSED BUDGET
-----DISBURSEMENTS-----					
93 ROAD & BRIDGE PCT #3					
40015 SALARY - OVERTIME	4,247.58	593.94	.00	10,000.00	10,000.00
40074 SALARY - EXTRA HELP	.00	.00	.00	5.00	5.00
40090 SALARY - ROAD HANDS	491,899.43	505,377.01	295,383.00	539,760.00	569,730.00
40091 SALARY-LONGEVITY	10,630.31	8,827.04	3,420.00	6,360.00	7,320.00
40111 F.I.C.A.	37,985.29	39,663.62	23,044.07	43,408.00	45,396.00
40113 COUNTY INSURANCE	95,428.89	95,087.12	60,401.19	111,440.00	118,390.00
40115 RETIREMENT	31,151.32	30,699.01	21,667.39	43,918.00	45,672.00
40117 WORKERS' COMPENSATION	8,407.99	8,551.18	5,720.14	8,700.00	8,700.00
40122 UNIFORM ALLOWANCE	.00	.00	.00	4,800.00	4,800.00
40215 SUPPLIES	31,342.84	19,586.45	7,355.09	35,200.00	35,200.00
40217 TOOLS & OTHER SUPPLIES	3,499.26	2,264.51	2,750.00	6,600.00	6,600.00
40219 GAS & OIL	52,006.36	71,349.73	40,967.62	91,284.00	91,284.00
40221 PARTS & REPAIRS	33,970.64	67,852.43	21,937.29	40,000.00	40,000.00
40223 TIRES & TUBES	21,901.10	13,048.06	7,897.67	15,000.00	15,000.00
40250 FERTILIZER & POISON	328.13	.00	35.90	2,500.00	2,500.00
40264 EQUIP. PURCHASE/LEASE	726,949.34	426,011.73	19,016.24	100,000.00	250,000.00
40267 SAFETY EQUIPMENT/MATERIAL	1,247.65	4,681.16	1,153.01	3,000.00	3,000.00
40268 WATER	2,914.00	.00	.00	5.00	5.00
40270 CALICHE & HAULING	36,782.75	11,780.00	.00	62,000.00	62,000.00
40272 GRAVEL	179,769.20	87,910.39	.00	109,862.00	109,862.00
40274 COLD MIX	534.50	1,220.00	.00	5.00	5.00
40276 ASPHALT	392,153.33	41,541.42	86,369.05	225,000.00	225,000.00
40324 BUILDING REPAIRS & IMPROVEMENT	2,507.50	2,234.61	1,064.16	11,000.00	11,000.00
40336 WATER WELL	.00	.00	.00	5.00	5.00
40340 EQUIPMENT RENTAL	.00	.00	918.20	5.00	5.00

GAINES COUNTY
DEPARTMENTAL BUDGET SUMMARY BY LINE ITEM

12 ROAD & BRIDGE PCT #3

02:29 PM

	2020 ACTUAL	2021 ACTUAL	2022 ACTUAL	2022 CURRENT BUDGET	2023 PROPOSED BUDGET
-----DISBURSEMENTS-----					
93 ROAD & BRIDGE PCT #3					
40354 REIMB IMPROVEMENT(CTERZ)	.00	575,209.57	27,494.09	5.00	5.00
40410 TELEPHONE	2,275.00	2,598.32	1,499.73	7,500.00	7,500.00
40428 UTILITIES	6,352.00	9,233.83	3,129.97	10,000.00	10,000.00
40430 AUTO INSURANCE	17,038.00	18,705.50	21,562.35	9,125.00	9,125.00
40432 PROPERTY INSURANCE	1,567.00	1,994.78	1,978.45	988.00	988.00
40434 LIABILITY INSURANCE	4,331.11	4,198.63	3,544.61	2,900.00	2,900.00
40440 BONDS	.00	325.00	.00	10.00	10.00
40536 PHYSICAL EXAM	633.26	1,281.63	303.33	700.00	700.00
41210 ENGINEERING	.00	.00	.00	5.00	5.00
41212 RIGHT OF WAY	715.00	.00	.00	5.00	5.00
41218 LAND PURCHASE	.00	.00	.00	5.00	5.00
41620 SIGNS & LIGHTS	4,640.83	1,677.25	926.25	3,000.00	3,000.00
41624 RESERVE	.00	.00	.00	500,000.00	500,000.00

TOTAL DEPARTMENT	2,203,209.61	2,053,503.92	659,538.80	2,004,100.00	2,195,722.00
TOTAL EXPENDITURES FOR FUND	2,203,209.61	2,053,503.92	659,538.80	2,004,100.00	2,195,722.00
FUND TOTAL	3,143,353.77	2,925,644.83	3,419,986.35	2,425,644.83	500,000.00-

GAINES COUNTY
DEPARTMENTAL BUDGET SUMMARY BY LINE ITEM

13 ROAD & BRIDGE PCT #4

02:29 PM

2023
PROPOSED
BUDGET

	2020 ACTUAL	2021 ACTUAL	2022 ACTUAL	2022 CURRENT BUDGET	2023 PROPOSED BUDGET
FUND BALANCE	3,052,883.95	2,910,131.07	1,826,499.18	1,826,499.18	.00
-----RECEIPTS-----					
30690 MISCELLANEOUS RECEIPTS	17,688.14	1,520.10	2,083.93	5.00	5.00
30700 SALE OF EQUIPMENT	.00	.00	.00	5.00	5.00
30970 RCT-CTERZ REIMB	.00	.00	742,762.00	5.00	5.00
32310 TRANS TO/FROM OTHER FUNDS	1,590,593.78	1,496,976.24	455,662.21	1,304,278.00	1,593,957.00

TOTAL RECEIPTS	1,608,281.92	1,498,496.34	1,200,508.14	1,304,293.00	1,593,972.00
TOTAL AVAILABLE	4,661,165.87	4,408,627.41	3,027,007.32	3,130,792.18	1,593,972.00

GAINES COUNTY
DEPARTMENTAL BUDGET SUMMARY BY LINE ITEM

13 ROAD & BRIDGE PCT #4

02:29 PM

	2020 ACTUAL	2021 ACTUAL	2022 ACTUAL	2022 CURRENT BUDGET	2023 PROPOSED BUDGET
-----DISBURSEMENTS-----					
94 ROAD & BRIDGE PCT #4					
40015 SALARY - OVERTIME	25,174.36	24,607.15	11,367.84	16,995.00	16,995.00
40074 SALARY - EXTRA HELP	.00	.00	.00	5.00	5.00
40090 SALARY - ROAD HANDS	512,439.85	521,890.18	311,356.76	544,606.00	575,164.00
40091 SALARY-LONGEVITY	12,963.56	14,200.00	7,000.00	15,330.00	13,210.00
40111 F.I.C.A.	40,870.73	41,427.40	24,228.42	44,622.00	46,886.00
40113 COUNTY INSURANCE	98,917.58	103,830.77	61,298.41	111,440.00	118,390.00
40115 RETIREMENT	33,801.66	35,392.01	24,430.83	45,160.00	47,192.00
40117 WORKERS' COMPENSATION	8,590.24	8,633.59	5,896.76	8,700.00	8,700.00
40122 UNIFORM ALLOWANCE	.00	.00	.00	5,760.00	5,760.00
40215 SUPPLIES	33,855.25	40,398.56	18,495.75	34,240.00	34,240.00
40217 TOOLS & OTHER SUPPLIES	4,687.81	3,171.53	3,016.58	12,000.00	12,000.00
40219 GAS & OIL	91,097.06	119,381.61	57,738.77	169,033.00	169,033.00
40221 PARTS & REPAIRS	77,494.10	75,785.04	26,032.53	45,000.00	45,000.00
40223 TIRES & TUBES	16,654.30	16,313.28	12,414.66	25,000.00	25,000.00
40250 FERTILIZER & POISON	9,715.96	4,423.03	3,395.65	16,000.00	16,000.00
40264 EQUIP. PURCHASE/LEASE	208,094.50	393,181.00	.00	5.00	250,000.00
40267 SAFETY EQUIPMENT/MATERIAL	761.80	2,021.09	562.71	5,500.00	5,500.00
40268 WATER	.00	.00	.00	10,000.00	10,000.00
40270 CALICHE & HAULING	.00	.00	84,360.00	5,361.00	5,361.00
40272 GRAVEL	169,024.27	112,435.35	.00	90,000.00	90,000.00
40274 COLD MIX	.00	.00	.00	20,000.00	20,000.00
40276 ASPHALT	327,055.14	269,133.75	33,382.05	24,311.00	24,311.00
40324 BUILDING REPAIRS & IMPROVEMENT	4,048.71	.00	.00	10,000.00	10,000.00
40336 WATER WELL	.00	.00	.00	5.00	5.00
40340 EQUIPMENT RENTAL	29,775.69	30,194.49	26,810.83	500.00	500.00

GAINES COUNTY
DEPARTMENTAL BUDGET SUMMARY BY LINE ITEM

13 ROAD & BRIDGE PCT #4

02:29 PM

	2020 ACTUAL	2021 ACTUAL	2022 ACTUAL	2022 CURRENT BUDGET	2023 PROPOSED BUDGET
-----DISBURSEMENTS-----					
94 ROAD & BRIDGE PCT #4					
40354 REIMB IMPROVEMENT(CTERZ)	.00	717,288.00	.00	5.00	5.00
40410 TELEPHONE	3,721.53	3,659.45	2,272.02	3,160.00	3,160.00
40428 UTILITIES	14,839.56	15,966.53	8,267.94	15,700.00	15,700.00
40430 AUTO INSURANCE	16,229.00	17,660.50	19,843.25	9,200.00	9,200.00
40432 PROPERTY INSURANCE	1,567.00	1,934.78	1,978.45	1,100.00	1,100.00
40434 LIABILITY INSURANCE	4,331.11	4,198.64	3,544.61	3,200.00	3,200.00
40440 BONDS	.00	.00	.00	50.00	50.00
40536 PHYSICAL EXAM	605.63	675.00	203.33	700.00	700.00
41210 ENGINEERING	.00	.00	.00	2,000.00	2,000.00
41212 RIGHT OF WAY	.00	.00	.00	2,600.00	2,600.00
41218 LAND PURCHASE	.00	.00	.00	5.00	5.00
41620 SIGNS & LIGHTS	4,718.40	4,325.50	653.50	7,000.00	7,000.00
41624 RESERVE	.00	.00	.00	500,000.00	500,000.00

TOTAL DEPARTMENT	1,751,034.80	2,582,128.23	748,551.65	1,804,293.00	2,093,972.00
TOTAL EXPENDITURES FOR FUND	1,751,034.80	2,582,128.23	748,551.65	1,804,293.00	2,093,972.00
FUND TOTAL	2,910,131.07	1,826,499.18	2,278,455.67	1,326,499.18	500,000.00-

GAINES COUNTY
DEPARTMENTAL BUDGET SUMMARY BY LINE ITEM

15 INDIGENT HEALTH CARE

02:29 PM

	2020 ACTUAL	2021 ACTUAL	2022 ACTUAL	2022 CURRENT BUDGET	2023 PROPOSED BUDGET
FUND BALANCE	.00	.00	.00	.00	.00
-----RECEIPTS-----					
32310 TRANS TO/FROM OTHER FUNDS	<u>24,020.22</u>	<u>28,415.70</u>	<u>68,072.00</u>	<u>68,072.00</u>	<u>68,835.00</u>

TOTAL RECEIPTS	24,020.22	28,415.70	68,072.00	68,072.00	68,835.00
TOTAL AVAILABLE	24,020.22	28,415.70	68,072.00	68,072.00	68,835.00

GAINES COUNTY
DEPARTMENTAL BUDGET SUMMARY BY LINE ITEM

15 INDIGENT HEALTH CARE

02:29 PM

	2020 ACTUAL	2021 ACTUAL	2022 ACTUAL	2022 CURRENT BUDGET	2023 PROPOSED BUDGET
-----DISBURSEMENTS-----					
120 INDIGENT HEALTH CARE					
40045 SALARY - CLERK	8,549.06	8,549.06	5,066.08	8,549.00	9,062.00
40111 F.I.C.A.	631.20	625.81	371.42	654.00	694.00
40113 COUNTY INSURANCE	1,524.12	1,528.06	935.06	2,786.00	2,960.00
40115 RETIREMENT	519.24	534.71	373.19	670.00	706.00
40117 WORKERS' COMPENSATION	135.15	135.75	93.98	125.00	125.00
40210 OFFICE SUPPLIES	.00	.00	.00	500.00	500.00
40255 INDIGENT SOFTWARE	12,660.00	12,660.00	7,385.00	13,800.00	13,800.00
40410 TELEPHONE	.00	.00	.00	50.00	50.00
40413 POSTAGE	1.45	5.89	.00	50.00	50.00
40520 SCHOOLS	.00	.00	.00	750.00	750.00
41710 PHYSICIAN, NON-EMERGENCY	.00	628.50	426.97	5,000.00	5,000.00
41712 PRESCRIPTION DRUGS	.00	1,483.06	629.86	9,000.00	9,000.00
41714 HOSPITAL, INPATIENT	.00	.00	.00	9,000.00	9,000.00
41716 HOSPITAL, OUTPATIENT	.00	2,220.22	57.73	13,138.00	13,138.00
41718 LABORATORY, X-RAY	.00	44.64	.00	1,000.00	1,000.00
41720 EMERGENCY PHYSICIAN	.00	.00	.00	1,000.00	1,000.00
41722 EMERGENCY HOSPITAL	.00	.00	.00	1,000.00	1,000.00
41724 EMERGENCY LABORATORY/X-RAY	.00	.00	.00	1,000.00	1,000.00

TOTAL DEPARTMENT	24,020.22	28,415.70	15,339.29	68,072.00	68,835.00
TOTAL EXPENDITURES FOR FUND	24,020.22	28,415.70	15,339.29	68,072.00	68,835.00
FUND TOTAL	.00	.00	52,732.71	.00	.00

GAINES COUNTY
DEPARTMENTAL BUDGET SUMMARY BY LINE ITEM

16 COURT FACILITY FEE FUND

02:29 PM

	2020 ACTUAL	2021 ACTUAL	2022 ACTUAL	2022 CURRENT BUDGET	2023 PROPOSED BUDGET
-----RECEIPTS-----					
30219 CT FACILITY FEE-DIST CLK	.00	.00	960.00	8.00	8.00
30227 CT FACILITY FEE-CO CLK	.00	.00	.00	7.00	7.00
30445 CT FACILITY FEE-JP1	.00	.00	.00	5.00	5.00
30466 CT FACILITY FEE-JP2	.00	.00	.00	5.00	5.00

TOTAL RECEIPTS	.00	.00	960.00	25.00	25.00
TOTAL AVAILABLE	.00	.00	960.00	25.00	25.00

GAINES COUNTY
DEPARTMENTAL BUDGET SUMMARY BY LINE ITEM

16 COURT FACILITY FEE FUND

02:29 PM

	2020 ACTUAL	2021 ACTUAL	2022 ACTUAL	2022 CURRENT BUDGET	2023 PROPOSED BUDGET
-----DISBURSEMENTS-----					
61 COURT FACILITY FEE					
40215 SUPPLIES	.00	.00	.00	5.00	10.00
40216 SERVICES & OTHER SUPPLIES	.00	.00	.00	5.00	10.00
40324 BUILDING REPAIRS & IMPROVEMENT	.00	.00	.00	5.00	5.00

TOTAL DEPARTMENT	.00	.00	.00	15.00	25.00
TOTAL EXPENDITURES FOR FUND	.00	.00	.00	15.00	25.00
FUND TOTAL	.00	.00	960.00	10.00	.00

GAINES COUNTY
DEPARTMENTAL BUDGET SUMMARY BY LINE ITEM

17 LANGUAGE ACCESS FUND

02:29 PM

	2020 ACTUAL	2021 ACTUAL	2022 ACTUAL	2022 CURRENT BUDGET	2023 PROPOSED BUDGET
-----RECEIPTS-----					
30215 LANGUAGE ACCESS-JP1	.00	.00	105.00	5.00	5.00
30216 LANGUAGE ACCESS-JP2	.00	.00	12.00	5.00	5.00
30217 LANGUAGE ACCESS-CO CLK	.00	.00	.00	5.00	5.00
30218 LANGUAGE ACCESS-DIST CLK	.00	.00	144.00	5.00	5.00

TOTAL RECEIPTS	.00	.00	261.00	20.00	20.00
TOTAL AVAILABLE	.00	.00	261.00	20.00	20.00

GAINES COUNTY
DEPARTMENTAL BUDGET SUMMARY BY LINE ITEM

17 LANGUAGE ACCESS FUND

02:29 PM

	2020 ACTUAL	2021 ACTUAL	2022 ACTUAL	2022 CURRENT BUDGET	2023 PROPOSED BUDGET
-----DISBURSEMENTS-----					
150 LANGUAGE ACCESS					
40215 SUPPLIES	.00	.00	.00	5.00	10.00
40216 SERVICES & OTHER SUPPLIES	.00	.00	.00	5.00	10.00

TOTAL DEPARTMENT	.00	.00	.00	10.00	20.00
TOTAL EXPENDITURES FOR FUND	.00	.00	.00	10.00	20.00
FUND TOTAL	.00	.00	261.00	10.00	.00

GAINES COUNTY
DEPARTMENTAL BUDGET SUMMARY BY LINE ITEM

18 COUNTY DISPUTE RESOLUTION FUND

02:29 PM

	2020 ACTUAL	2021 ACTUAL	2022 ACTUAL	2022 CURRENT BUDGET	2023 PROPOSED BUDGET
-----RECEIPTS-----					
30444 COUNTY DISPUTE-JP1	.00	.00	175.00	5.00	5.00
30465 COUNTY DISPUTE-JP2	.00	.00	20.00	5.00	5.00
35189 COUNTY DISPUTE-DIST CLK	.00	.00	600.00	3.00	3.00
35190 COUNTY DISPUTE-CO CLK	.00	.00	285.00	2.00	2.00

TOTAL RECEIPTS	.00	.00	1,080.00	15.00	15.00
TOTAL AVAILABLE	.00	.00	1,080.00	15.00	15.00

GAINES COUNTY
DEPARTMENTAL BUDGET SUMMARY BY LINE ITEM

18 COUNTY DISPUTE RESOLUTION FUND

6:29 PM

	2020 ACTUAL	2021 ACTUAL	2022 ACTUAL	2022 CURRENT BUDGET	2023 PROPOSED BUDGET
-----DISBURSEMENTS-----					
130 COUNTY DISPUTE RESOLUTION					
44320 PAYMENT TO OTHER GOVT ENTITIES	.00	.00	.00	5.00	15.00

TOTAL DEPARTMENT	.00	.00	.00	5.00	15.00
TOTAL EXPENDITURES FOR FUND	.00	.00	.00	5.00	15.00
FUND TOTAL	.00	.00	1,080.00	10.00	.00

GAINES COUNTY
DEPARTMENTAL BUDGET SUMMARY BY LINE ITEM

19 STATE FEE FUND

02:29 PM

	2020 ACTUAL	2021 ACTUAL	2022 ACTUAL	2022 CURRENT BUDGET	2023 PROPOSED BUDGET
FUND BALANCE	.00	.00	.00	.00	.00
-----RECEIPTS-----					
30487 MOVING VIOLATION FEE	52.61	6.13	3.79	5.00	5.00
30488 CHLD SFTY SEAT&SEAT BELT VIOLA	.00	.00	.00	5.00	5.00
35010 ARREST FEES	6,308.09	3,955.78	1,655.54	20,000.00	20,000.00
35020 BAT-BREATH ALCOHOL TESTING	.00	.00	.00	5.00	5.00
35035 SF-DNA TESTING FEE	536.00	218.00	.00	1,000.00	1,000.00
35040 CVC-COMP. TO VICTIMS OF CRIME	1,290.00	270.00	45.00	5,000.00	5,000.00
35050 CR-COMPREHANSIVE REHAB.	.00	40.00	.00	5.00	5.00
35060 CSA-CRIME STOPPERS FUND	.00	.00	.00	5.00	5.00
35070 CJP-CRIMINAL JUSTICE PLANNING	14.00	3.00	.50	50.00	50.00
35080 JCPT-JUDICIAL & COURT PERSONNE	60.00	12.00	2.00	100.00	100.00
35090 JPT-JUD&CRT PERSONNEL TRAINING	2,297.00	2,511.19	1,435.00	5.00	5.00
35100 LEMI-LAW ENF. MANG. INST.	.00	.00	.00	10.00	10.00
35110 LEOSE-LAW ENF. OFFICER STANDAR	14.00	3.00	.50	10.00	10.00
35120 GR-GENERAL REVENUE-COURT COSTS	.00	.00	.00	10.00	10.00
35130 OCL-OPERATOR'S CHAUFFERS LIC.	.00	.00	.00	10.00	10.00
35140 LEOA-LAW ENF.OFFCRS.ADMINISTRA	.00	.00	.00	10.00	10.00
35145 SOGW-STATE OVERGROSS WEIGHT	303.00	28,381.42	7,249.08	2,000.00	2,000.00
35150 TCVC-TEXAS CRIME VICTIMS COMPE	690.00	900.00	160.00	900.00	900.00
35151 CCC-CONSOLIDATED COURT COST	81,424.54	75,164.42	30,509.91	90,000.00	90,000.00
35152 JCD-JUVENILE CRIME & DELINQUEN	1.00	.00	.00	10.00	10.00
35153 TLFTA-TRAFFIC LAW FAILURE TO A	366.00	240.00	220.00	300.00	300.00
35154 TP-TIME PAYMENT	1,410.33	75.00	.00	8,000.00	8,000.00
35155 BCLFSFI-BASIC CIVIL LEGAL SER.I	520.00	830.00	80.00	1,500.00	1,500.00

GAINES COUNTY
DEPARTMENTAL BUDGET SUMMARY BY LINE ITEM

19 STATE FEE FUND

02:29 PM

	2020 ACTUAL	2021 ACTUAL	2022 ACTUAL	2022 CURRENT BUDGET	2023 PROPOSED BUDGET
-----RECEIPTS-----					
35156 FA-FUGITIVE APPREHENSION	160.00	40.00	5.00	350.00	350.00
35158 WRT-WARRANT FEES (DPS)	.00	.00	.00	5.00	5.00
35159 ILSF-INDIGENT LEGAL SERVICE FE	192.00	224.00	78.00	200.00	200.00
35160 CMI-CORRECTIONAL MANAGEMENT IN	1.00	.00	.00	5.00	5.00
35161 CSS/SBV-CHILD SAFETY SEAT&SEAT	550.55	725.90	204.95	2,500.00	2,500.00
35162 STF/SUBC-STATE TRAFFIC FINE/SU	37,208.97	33,306.76	15,103.41	41,000.00	41,000.00
35163 BBF-BAIL BOND FEE	6,255.00	7,305.00	3,150.00	7,500.00	7,500.00
35164 DFL-DIVORCE & FAMILY LAW CASES	8,199.00	4,926.00	579.00	2,800.00	2,800.00
35165 OTDFL-OTHER THAN DIVORCE/FAMIL	3,450.00	5,450.00	1,000.00	4,500.00	4,500.00
35166 GEN-GENERAL STATE FEES	3,480.00	12,366.52	5,036.75	2,000.00	2,000.00
35167 JRF-JURY REIMBURSEMENT FEE (ST	5,060.00	1,816.45	529.01	5.00	5.00
35168 JSF-JUDICIAL SUPPORT FEE	3,944.33	923.24	416.68	10,000.00	10,000.00
35169 FPFS-FAMILY PROTECTION FE STAT	.00	.00	.00	25.00	25.00
35170 STATE FEE-JUD-JUDICIAL SALARIE	10,085.00	10,962.00	1,648.00	5,000.00	5,000.00
35178 DCCF-DRUG COURT COST FEE	960.00	.00	.00	2,000.00	2,000.00
35179 IDCC-INDIGENT DEFENSE COURT CO	1,786.40	243.71	169.51	3,000.00	3,000.00
35180 STATE FEE-GEN-BIRTH CERTIFICAT	4,190.13	6,095.44	2,191.23	2,000.00	2,000.00
35181 STATE FEE-MARRIAGE LICENSE (QT	5,190.00	6,840.00	2,400.00	4,000.00	4,000.00
35182 STATE FEE-JUDICIAL FUND	2,133.00	1,850.00	280.00	1,000.00	1,000.00
35183 STATE FEE-EMS TRAUMA FUND-EMS/	1,700.00	600.00	600.00	1,000.00	1,000.00
35184 STATE FEE - INFORMAL MARRIAGE	12.50	37.50	.00	25.00	25.00
35185 STATE FEE-EFILE-CIVIL	10,370.00	10,560.00	2,995.20	1,000.00	1,000.00
35186 STATE FEE-EFILE-CRIMINAL	225.00	30.00	5.00	5.00	5.00
35187 STATE FEE-TRUNCY PREV & DIVERS	1,711.31	196.43	146.28	1,000.00	1,000.00
35188 STATE FEE-TX HOME VISITING PRO	15.00	5.00	.00	.00	.00
38182 STATE CCC-STATE CONSOLIDATED C	1,296.39	26,609.11	3,409.00	5.00	5.00

GAINES COUNTY
DEPARTMENTAL BUDGET SUMMARY BY LINE ITEM

19 STATE FEE FUND

02:29 PM

	2020 ACTUAL	2021 ACTUAL	2022 ACTUAL	2022 CURRENT BUDGET	2023 PROPOSED BUDGET
-----RECEIPTS-----					
38183 STATE CCC-CIVIL	.00	.00	1,074.00	5.00	5.00
38184 STATE CCC-SUB ACTION	.00	.00	.00	5.00	5.00
38185 STATE CCC-PROBATE	.00	.00	.00	5.00	5.00
38186 STATE CCC-PRO SUB ACT	.00	.00	274.00	5.00	5.00

TOTAL RECEIPTS	203,462.15	243,723.00	82,656.34	219,885.00	219,885.00
TOTAL AVAILABLE	203,462.15	243,723.00	82,656.34	219,885.00	219,885.00

GAINES COUNTY
DEPARTMENTAL BUDGET SUMMARY BY LINE ITEM

19 STATE FEE FUND

02:29 PM

	2020 ACTUAL	2021 ACTUAL	2022 ACTUAL	2022 CURRENT BUDGET	2023 PROPOSED BUDGET
-----DISBURSEMENTS-----					
160 STATE FEES					
32310 TRANS TO/FROM OTHER FUNDS	19,100.22	30,924.39	.00	50,689.00	35,000.00
41216 STATE COMPTROLLER	184,361.93	212,798.61	65,051.13	169,176.00	184,885.00

TOTAL DEPARTMENT	203,462.15	243,723.00	65,051.13	219,865.00	219,885.00
TOTAL EXPENDITURES FOR FUND	203,462.15	243,723.00	65,051.13	219,865.00	219,885.00
FUND TOTAL	.00	.00	17,605.21	20.00	.00

GAINES COUNTY
DEPARTMENTAL BUDGET SUMMARY BY LINE ITEM

20 LAW LIBRARY

12:29 PM

2023
PROPOSED
BUDGET

	2020 ACTUAL	2021 ACTUAL	2022 ACTUAL	2022 CURRENT BUDGET	2023 PROPOSED BUDGET
FUND BALANCE	48,326.18	53,494.80	59,599.18	59,599.18	.00
-----RECEIPTS-----					
32310 TRANS TO/FROM OTHER FUNDS	.00	.00	.00	5.00	5.00
32910 LAW LIBRARY	8,077.00	9,100.00	2,730.00	3,300.00	3,495.00
TOTAL RECEIPTS	8,077.00	9,100.00	2,730.00	3,305.00	3,500.00
TOTAL AVAILABLE	56,403.18	62,594.80	62,329.18	62,904.18	3,500.00

GAINES COUNTY
DEPARTMENTAL BUDGET SUMMARY BY LINE ITEM

20 LAW LIBRARY

02:29 PM

	2020 ACTUAL	2021 ACTUAL	2022 ACTUAL	2022 CURRENT BUDGET	2023 PROPOSED BUDGET
-----DISBURSEMENTS-----					
180 LAW LIBRARY					
41614 LAW BOOKS/INTERNET SUBSCRIPTIO	2,908.38	2,995.62	1,488.56	3,305.00	3,500.00

TOTAL DEPARTMENT	2,908.38	2,995.62	1,488.56	3,305.00	3,500.00
TOTAL EXPENDITURES FOR FUND	2,908.38	2,995.62	1,488.56	3,305.00	3,500.00
FUND TOTAL	53,494.80	59,599.18	60,840.62	59,599.18	.00

GAINES COUNTY
DEPARTMENTAL BUDGET SUMMARY BY LINE ITEM

21 SHERIFF FORFEITURE FUND

02:29 PM

	2020 ACTUAL	2021 ACTUAL	2022 ACTUAL	2022 CURRENT BUDGET	2023 PROPOSED BUDGET
FUND BALANCE	48,720.05	9,955.06	9,955.06	9,955.06	.00
-----RECEIPTS-----					
30690 MISCELLANEOUS RECEIPTS	<u>.00</u>	<u>.00</u>	<u>.00</u>	<u>15.00</u>	<u>15.00</u>
30750 INTEREST ON TIME DEPOSIT	<u>341.76</u>	<u>.00</u>	<u>2.62</u>	<u>10.00</u>	<u>10.00</u>
34010 FORFEITED FUNDS	<u>2,915.50</u>	<u>.00</u>	<u>.00</u>	<u>10.00</u>	<u>10.00</u>

TOTAL RECEIPTS	3,257.26	.00	2.62	35.00	35.00
TOTAL AVAILABLE	51,977.31	9,955.06	9,957.68	9,990.06	35.00

GAINES COUNTY
DEPARTMENTAL BUDGET SUMMARY BY LINE ITEM

21 SHERIFF FORFEITURE FUND

02:29 PM

	2020 ACTUAL	2021 ACTUAL	2022 ACTUAL	2022 CURRENT BUDGET	2023 PROPOSED BUDGET
-----DISBURSEMENTS-----					
181 SHERIFF FORFEITURE FUND					
40225 AMMUNITION	.00	.00	.00	5.00	5.00
40264 EQUIP. PURCHASE/LEASE	42,022.25	.00	.00	5.00	5.00
40266 MISC EXPENSES	.00	.00	.00	5.00	5.00
40267 SAFETY EQUIPMENT/MATERIAL	.00	.00	.00	5.00	5.00
40432 PROPERTY INSURANCE	.00	.00	.00	5.00	5.00
40543 TRAINING & TRAVEL EXPENSE	.00	.00	.00	5.00	5.00
42125 SHERIFF- FIREARMS	.00	.00	.00	5.00	5.00

TOTAL DEPARTMENT	42,022.25	.00	.00	35.00	35.00
TOTAL EXPENDITURES FOR FUND	42,022.25	.00	.00	35.00	35.00
FUND TOTAL	9,955.06	9,955.06	9,957.68	9,955.06	.00

GAINES COUNTY
DEPARTMENTAL BUDGET SUMMARY BY LINE ITEM

22 CVC-CRIME VICTIMS FUND

02:29 PM

	2020 ACTUAL	2021 ACTUAL	2022 ACTUAL	2022 CURRENT BUDGET	2023 PROPOSED BUDGET
FUND BALANCE	.00	.00	.00	.00	.00
-----RECEIPTS-----					
33010 CVC-CRIME VICTIMS FUND RECEIPT	<u>.00</u>	<u>.00</u>	<u>.00</u>	<u>6.00</u>	<u>6.00</u>

TOTAL RECEIPTS	.00	.00	.00	6.00	6.00
TOTAL AVAILABLE	.00	.00	.00	6.00	6.00

GAINES COUNTY
DEPARTMENTAL BUDGET SUMMARY BY LINE ITEM

22 CVC-CRIME VICTIMS FUND

02:29 PM

	2020 ACTUAL	2021 ACTUAL	2022 ACTUAL	2022 CURRENT BUDGET	2023 PROPOSED BUDGET
-----DISBURSEMENTS-----					
170 CVC-CRIME VICTIMS COMPENS					
40648 CVC-CRIME VICTIMS FUND DISBERS	.00	.00	.00	6.00	6.00

TOTAL DEPARTMENT	.00	.00	.00	6.00	6.00
TOTAL EXPENDITURES FOR FUND	.00	.00	.00	6.00	6.00
FUND TOTAL	.00	.00	.00	.00	.00

GAINES COUNTY
DEPARTMENTAL BUDGET SUMMARY BY LINE ITEM

23 DONATIONS FUND

02:29 PM

	2020 ACTUAL	2021 ACTUAL	2022 ACTUAL	2022 CURRENT BUDGET	2023 PROPOSED BUDGET
FUND BALANCE	23,204.93	24,742.19	30,842.19	30,842.19	.00
-----RECEIPTS-----					
30661 DONATIONS	<u>20,300.00</u>	<u>6,100.00</u>	<u>29,000.00</u>	<u>20.00</u>	<u>20.00</u>
30662 K-9 DONATIONS	<u>.00</u>	<u>.00</u>	<u>.00</u>	<u>5.00</u>	<u>5.00</u>

TOTAL RECEIPTS	20,300.00	6,100.00	29,000.00	25.00	25.00
TOTAL AVAILABLE	43,504.93	30,842.19	59,842.19	30,867.19	25.00

GAINES COUNTY
DEPARTMENTAL BUDGET SUMMARY BY LINE ITEM

23 DONATIONS FUND

02:29 PM

	2020 ACTUAL	2021 ACTUAL	2022 ACTUAL	2022 CURRENT BUDGET	2023 PROPOSED BUDGET
-----DISBURSEMENTS-----					
33 DONATIONS					
40215 SUPPLIES	4,708.00	.00	14,117.46	998.00	5.00
40266 MISC EXPENSES	.00	.00	.00	5.00	5.00
41626 K-9 EXPENSES	.00	.00	.00	5.00	5.00
43012 CAPITAL EQUIP. PURCHASE	.00	.00	.00	5.00	5.00
43013 NON-CAPITAL EQUIP. PURCHASE	14,054.74	.00	.00	5.00	5.00

TOTAL DEPARTMENT	18,762.74	.00	14,117.46	1,018.00	25.00
TOTAL EXPENDITURES FOR FUND	18,762.74	.00	14,117.46	1,018.00	25.00
FUND TOTAL	24,742.19	30,842.19	45,724.73	29,849.19	.00

GAINES COUNTY
DEPARTMENTAL BUDGET SUMMARY BY LINE ITEM

25 AMERICAN RESCUE PLAN FUND

02:29 PM

	2020 ACTUAL	2021 ACTUAL	2022 ACTUAL	2022 CURRENT BUDGET	2023 PROPOSED BUDGET
FUND BALANCE	.00	116,944.90	2,087,719.17	2,087,719.17	.00
-----RECEIPTS-----					
30695 GRANT REVENUE	<u>120,632.48</u>	<u>2,570,161.39</u>	<u>858.23</u>	<u>30.00</u>	<u>90.00</u>
30696 GRANT REVENUE (ELECTIONS)	<u>17,077.44</u>	<u>.00</u>	<u>.00</u>	<u>5.00</u>	<u>5.00</u>

TOTAL RECEIPTS	137,709.92	2,570,161.39	858.23	35.00	95.00
TOTAL AVAILABLE	137,709.92	2,687,106.29	2,088,577.40	2,087,754.17	95.00

GAINES COUNTY
DEPARTMENTAL BUDGET SUMMARY BY LINE ITEM

25 AMERICAN RESCUE PLAN FUND

02:29 PM

	2020 ACTUAL	2021 ACTUAL	2022 ACTUAL	2022 CURRENT BUDGET	2023 PROPOSED BUDGET
-----DISBURSEMENTS-----					
25 AMERICAN RESCUE PLAN					
32310 TRANS TO/FROM OTHER FUNDS	.00	599,387.12	.00	5.00	5.00
40012 SALARY - SHERIFF	.00	.00	.00	5.00	5.00
40046 SALARY-DEPUTIES	.00	.00	.00	5.00	5.00
40062 SALARY-JAILERS	.00	.00	.00	5.00	5.00
40064 SALARY-DISPATCHERS	.00	.00	.00	5.00	5.00
40210 OFFICE SUPPLIES	.00	.00	.00	.00	5.00
40213 SHERIFF'S SUPPLIES	.00	.00	.00	.00	5.00
40215 SUPPLIES	2,564.00	.00	.00	5.00	5.00
40216 SERVICES & OTHER SUPPLIES	.00	.00	.00	.00	5.00
40217 TOOLS & OTHER SUPPLIES	.00	.00	.00	.00	5.00
40219 GAS & OIL	.00	.00	.00	.00	5.00
40221 PARTS & REPAIRS	.00	.00	.00	.00	5.00
40223 TIRES & TUBES	.00	.00	.00	.00	5.00
40264 EQUIP. PURCHASE/LEASE	18,201.02	.00	.00	5.00	5.00
40267 SAFETY EQUIPMENT/MATERIAL	.00	.00	.00	.00	5.00
40322 REMODELING	.00	.00	.00	.00	5.00
40324 BUILDING REPAIRS & IMPROVEMENT	.00	.00	.00	.00	5.00
43012 CAPITAL EQUIP. PURCHASE	.00	.00	.00	.00	5.00
43013 NON-CAPITAL EQUIP. PURCHASE	.00	.00	.00	.00	5.00

TOTAL DEPARTMENT	20,765.02	599,387.12	.00	35.00	95.00
TOTAL EXPENDITURES FOR FUND	20,765.02	599,387.12	.00	35.00	95.00
FUND TOTAL	116,944.90	2,087,719.17	2,088,577.40	2,087,719.17	.00

GAINES COUNTY
DEPARTMENTAL BUDGET SUMMARY BY LINE ITEM

27 AIRPORT FUND - GAINES COUNTY

02:29 PM

	2020 ACTUAL	2021 ACTUAL	2022 ACTUAL	2022 CURRENT BUDGET	2023 PROPOSED BUDGET
FUND BALANCE	.00	.00	.00	.00	.00
-----RECEIPTS-----					
30650 AIRPORT HANGAR LEASES	25,555.65	24,999.95	18,065.05	20,000.00	20,000.00
30651 FUEL SURCHARGE FEE	3,832.52	4,334.26	2,072.23	2,000.00	2,000.00
30690 MISCELLANEOUS RECEIPTS	69,857.79	1,500.00	45,369.44	5.00	5.00
32310 TRANS TO/FROM OTHER FUNDS	109,854.09	95,274.25	80,405.00	80,405.00	81,904.00

TOTAL RECEIPTS	209,100.05	126,108.46	145,911.72	102,410.00	103,909.00
TOTAL AVAILABLE	209,100.05	126,108.46	145,911.72	102,410.00	103,909.00

GAINES COUNTY
DEPARTMENTAL BUDGET SUMMARY BY LINE ITEM

27 AIRPORT FUND - GAINES COUNTY

02:29 PM

2023
PROPOSED
BUDGET

	2020 ACTUAL	2021 ACTUAL	2022 ACTUAL	2022 CURRENT BUDGET	2023 PROPOSED BUDGET
-----DISBURSEMENTS-----					
210 AIRPORT					
40074 SALARY - EXTRA HELP	5,150.75	4,741.00	.00	15,600.00	15,600.00
40111 F.I.C.A.	394.03	362.68	.00	1,195.00	1,195.00
40115 RETIREMENT	.00	.00	.00	5.00	1,214.00
40117 WORKERS' COMPENSATION	.00	.00	60.31	5.00	295.00
40328 SEMINOLE MAINTENACE	188,767.41	102,976.32	32,152.72	49,600.00	49,600.00
40329 SEAGRAVES MAINTENANCE	.00	.00	.00	4,000.00	4,000.00
40410 TELEPHONE	265.71	258.31	134.73	500.00	500.00
40428 UTILITIES	8,006.26	9,200.01	4,738.57	21,200.00	21,200.00
40429 UTILITIES #2-SEAGRAVES	247.89	167.37	88.75	500.00	500.00
40432 PROPERTY INSURANCE	6,268.00	6,762.77	7,636.44	6,800.00	6,800.00
40434 LIABILITY INSURANCE	.00	1,640.00	1,640.00	3,000.00	3,000.00
41623 PROJECT PAYMENTS	.00	.00	.00	5.00	5.00

TOTAL DEPARTMENT	209,100.05	126,108.46	46,451.52	102,410.00	103,909.00
TOTAL EXPENDITURES FOR FUND	209,100.05	126,108.46	46,451.52	102,410.00	103,909.00
FUND TOTAL	.00	.00	99,460.20	.00	.00

GAINES COUNTY
DEPARTMENTAL BUDGET SUMMARY BY LINE ITEM

28 MEMORIAL CEMETERY FUND

02:29 PM

	2020 ACTUAL	2021 ACTUAL	2022 ACTUAL	2022 CURRENT BUDGET	2023 PROPOSED BUDGET
FUND BALANCE	.00	.00	.00	.00	.00
-----RECEIPTS-----					
32310 TRANS TO/FROM OTHER FUNDS	<u>94,355.48</u>	<u>87,452.31</u>	<u>101,870.00</u>	<u>101,870.00</u>	<u>106,315.00</u>

TOTAL RECEIPTS	94,355.48	87,452.31	101,870.00	101,870.00	106,315.00
TOTAL AVAILABLE	94,355.48	87,452.31	101,870.00	101,870.00	106,315.00

GAINES COUNTY
DEPARTMENTAL BUDGET SUMMARY BY LINE ITEM

28 MEMORIAL CEMETERY FUND

02:29 PM

	2020 ACTUAL	2021 ACTUAL	2022 ACTUAL	2022 CURRENT BUDGET	2023 PROPOSED BUDGET
-----DISBURSEMENTS-----					
220 MEMORIAL CEMETERY					
40015 SALARY - OVERTIME	.00	.00	.00	2,000.00	2,000.00
40071 SALARY - MAINTENANCE	52,046.56	52,329.82	31,461.12	52,619.00	55,776.00
40074 SALARY - EXTRA HELP	8,250.00	6,242.50	.00	10,600.00	10,600.00
40091 SALARY-LONGEVITY	80.00	280.00	210.00	400.00	520.00
40111 F.I.C.A.	4,659.52	4,517.31	2,425.42	5,117.00	5,367.00
40113 COUNTY INSURANCE	10,233.76	10,300.34	6,394.78	11,144.00	11,839.00
40115 RETIREMENT	3,162.96	3,270.99	2,308.92	5,137.00	5,360.00
40117 WORKERS' COMPENSATION	995.04	999.81	661.69	1,010.00	1,010.00
40215 SUPPLIES	4,670.53	977.81	128.12	2,500.00	2,500.00
40217 TOOLS & OTHER SUPPLIES	20.65	89.97	155.16	5.00	5.00
40219 GAS & OIL	15.05	9.98	.00	5.00	5.00
40221 PARTS & REPAIRS	2,912.90	2,266.39	1,187.65	1,500.00	1,500.00
40223 TIRES & TUBES	713.67	55.00	766.00	900.00	900.00
40250 FERTILIZER & POISON	2,290.00	901.37	1,363.65	2,500.00	2,500.00
40264 EQUIP. PURCHASE/LEASE	.00	.00	.00	5.00	5.00
40318 REPAIRS & IMPROVEMENTS	.00	150.00	1,697.22	3,465.00	3,465.00
40336 WATER WELL	.00	.00	.00	5.00	5.00
40428 UTILITIES	3,260.84	3,915.02	1,885.58	2,000.00	2,000.00
40430 AUTO INSURANCE	1,044.00	1,146.00	1,229.00	804.00	804.00
41210 ENGINEERING	.00	.00	.00	154.00	154.00

TOTAL DEPARTMENT	94,355.48	87,452.31	51,874.31	101,870.00	106,315.00
TOTAL EXPENDITURES FOR FUND	94,355.48	87,452.31	51,874.31	101,870.00	106,315.00
FUND TOTAL	.00	.00	49,995.69	.00	.00

GAINES COUNTY
 DEPARTMENTAL BUDGET SUMMARY BY LINE ITEM

29 (RPF) COUNTY CLERK FUND

02:29 PM

2023
 PROPOSED
 BUDGET

	2020 ACTUAL	2021 ACTUAL	2022 ACTUAL	2022 CURRENT BUDGET	2023 PROPOSED BUDGET
FUND BALANCE	429,351.54	490,832.27	530,835.03	530,835.03	.00
-----RECEIPTS-----					
30233 VITAL STATISTICS RECORD	<u>1,738.00</u>	<u>2,163.00</u>	<u>1,106.00</u>	<u>1,500.00</u>	<u>1,500.00</u>
30235 (RPF) RECORDS & PRESERVATION-C	<u>73,485.00</u>	<u>67,745.00</u>	<u>39,230.00</u>	<u>42,776.00</u>	<u>44,780.00</u>
32310 TRANS TO/FROM OTHER FUNDS	<u>.00</u>	<u>.00</u>	<u>.00</u>	<u>5.00</u>	<u>5.00</u>

TOTAL RECEIPTS	75,223.00	69,908.00	40,336.00	44,281.00	46,285.00
TOTAL AVAILABLE	504,574.54	560,740.27	571,171.03	575,116.03	46,285.00

GAINES COUNTY
DEPARTMENTAL BUDGET SUMMARY BY LINE ITEM

29 (RPF) COUNTY CLERK FUND

02:29 PM

	2020 ACTUAL	2021 ACTUAL	2022 ACTUAL	2022 CURRENT BUDGET	2023 PROPOSED BUDGET
-----DISBURSEMENTS-----					
125 (RPF) RECORDS & PRESERVAT					
40042 SALARY - DEPUTY/DEPUTIES	.00	11,746.71	12,380.80	20,893.00	22,147.00
40074 SALARY - EXTRA HELP	10,000.36	7,514.88	.00	7,515.00	7,515.00
40091 SALARY-LONGEVITY	.00	.00	60.00	.00	200.00
40111 F.I.C.A.	757.29	1,462.15	951.66	1,605.00	1,710.00
40113 COUNTY INSURANCE	.00	3,070.71	3,256.87	5,572.00	5,920.00
40115 RETIREMENT	601.45	1,211.43	928.31	1,642.00	1,739.00
40117 WORKERS' COMPENSATION	343.17	288.11	215.12	297.00	297.00
40215 SUPPLIES	2,040.00	4,611.25	3,215.03	5,000.00	5,000.00
40264 EQUIP. PURCHASE/LEASE	.00	.00	1,918.00	1,757.00	1,757.00

TOTAL DEPARTMENT	13,742.27	29,905.24	22,925.79	44,281.00	46,285.00
TOTAL EXPENDITURES FOR FUND	13,742.27	29,905.24	22,925.79	44,281.00	46,285.00
FUND TOTAL	490,832.27	530,835.03	548,245.24	530,835.03	.00

GAINES COUNTY
DEPARTMENTAL BUDGET SUMMARY BY LINE ITEM

30 WORKERS' COMPENSATION FUND

02:29 PM

	2020 ACTUAL	2021 ACTUAL	2022 ACTUAL	2022 CURRENT BUDGET	2023 PROPOSED BUDGET
FUND BALANCE	.00	.00	.00	.00	.00
-----RECEIPTS-----					
32310 TRANS TO/FROM OTHER FUNDS	<u>135,586.00</u>	<u>134,912.00</u>	<u>91,090.00</u>	<u>150,000.00</u>	<u>150,000.00</u>

TOTAL RECEIPTS	135,586.00	134,912.00	91,090.00	150,000.00	150,000.00
TOTAL AVAILABLE	135,586.00	134,912.00	91,090.00	150,000.00	150,000.00

GAINES COUNTY
DEPARTMENTAL BUDGET SUMMARY BY LINE ITEM

30 WORKERS' COMPENSATION FUND

02:29 PM

	2020 ACTUAL	2021 ACTUAL	2022 ACTUAL	2022 CURRENT BUDGET	2023 PROPOSED BUDGET
-----DISBURSEMENTS-----					
135 WORKMAN'S COMP.					
41118 W/C DEPOSIT	135,586.00	134,912.00	91,090.00	150,000.00	150,000.00

TOTAL DEPARTMENT	135,586.00	134,912.00	91,090.00	150,000.00	150,000.00
TOTAL EXPENDITURES FOR FUND	135,586.00	134,912.00	91,090.00	150,000.00	150,000.00
FUND TOTAL	.00	.00	.00	.00	.00

GAINES COUNTY
DEPARTMENTAL BUDGET SUMMARY BY LINE ITEM

31 COURTHOUSE SECURITY FUND

02:29 PM

	2020 ACTUAL	2021 ACTUAL	2022 ACTUAL	2022 CURRENT BUDGET	2023 PROPOSED BUDGET
FUND BALANCE	82,804.54	97,470.74	111,157.67	111,157.67	.00
-----RECEIPTS-----					
30236 COURTHOUSE SECURITY	<u>14,666.20</u>	<u>14,335.93</u>	<u>7,583.86</u>	<u>14,500.00</u>	<u>14,500.00</u>

TOTAL RECEIPTS	14,666.20	14,335.93	7,583.86	14,500.00	14,500.00
TOTAL AVAILABLE	97,470.74	111,806.67	118,741.53	125,657.67	14,500.00

GAINES COUNTY
DEPARTMENTAL BUDGET SUMMARY BY LINE ITEM

31 COURTHOUSE SECURITY FUND

62:29 PM

	2020 ACTUAL	2021 ACTUAL	2022 ACTUAL	2022 CURRENT BUDGET	2023 PROPOSED BUDGET
-----DISBURSEMENTS-----					
163 COURTHOUSE SECURITY					
40264 EQUIP. PURCHASE/LEASE	.00	649.00	.00	7,000.00	7,000.00
40520 SCHOOLS	.00	.00	.00	4,500.00	4,500.00
41756 BAILIFF	.00	.00	.00	3,000.00	3,000.00

TOTAL DEPARTMENT	.00	649.00	.00	14,500.00	14,500.00
TOTAL EXPENDITURES FOR FUND	.00	649.00	.00	14,500.00	14,500.00
FUND TOTAL	97,470.74	111,157.67	118,741.53	111,157.67	.00

GAINES COUNTY
DEPARTMENTAL BUDGET SUMMARY BY LINE ITEM

32 RECORDS MANAGEMENT FUND

02:29 PM

	2020 ACTUAL	2021 ACTUAL	2022 ACTUAL	2022 CURRENT BUDGET	2023 PROPOSED BUDGET
FUND BALANCE	64,474.30	60,386.41	59,944.56	59,944.56	.00
-----RECEIPTS-----					
30238 RMF--DISTRICT COURT	<u>1,835.00</u>	<u>1,250.00</u>	<u>205.00</u>	<u>1,800.00</u>	<u>1,800.00</u>
30239 RMF--COUNTY COURT	<u>824.35</u>	<u>888.15</u>	<u>361.70</u>	<u>3,500.00</u>	<u>3,500.00</u>

TOTAL RECEIPTS	2,659.35	2,138.15	566.70	5,300.00	5,300.00
TOTAL AVAILABLE	67,133.65	62,524.56	60,511.26	65,244.56	5,300.00

GAINES COUNTY
DEPARTMENTAL BUDGET SUMMARY BY LINE ITEM

32 RECORDS MANAGEMENT FUND

02:29 PM

	2020 ACTUAL	2021 ACTUAL	2022 ACTUAL	2022 CURRENT BUDGET	2023 PROPOSED BUDGET
-----DISBURSEMENTS-----					
146 RMF-RECORD MANAGEMENT (DI					
41750 DISTRICT COURT-PURCHASES	6,747.24	2,580.00	.00	1,800.00	1,800.00
41752 COUNTY COURT-PURCHASES	.00	.00	.00	3,500.00	3,500.00

TOTAL DEPARTMENT	6,747.24	2,580.00	.00	5,300.00	5,300.00
TOTAL EXPENDITURES FOR FUND	6,747.24	2,580.00	.00	5,300.00	5,300.00
FUND TOTAL	60,386.41	59,944.56	60,511.26	59,944.56	.00

GAINES COUNTY
DEPARTMENTAL BUDGET SUMMARY BY LINE ITEM

33 911-ADDRESSING FUND

12:29 PM

	2020 ACTUAL	2021 ACTUAL	2022 ACTUAL	2022 CURRENT BUDGET	2023 PROPOSED BUDGET
FUND BALANCE	16,342.93	12,674.58	8,767.47	8,767.47	.00
-----RECEIPTS-----					
30937 P.B.P.C REIMB.911-ADDRESSING	<u>3,865.08</u>	<u>3,626.81</u>	<u>2,435.90</u>	<u>4,000.00</u>	<u>4,000.00</u>
32310 TRANS TO/FROM OTHER FUNDS	<u>.00</u>	<u>.00</u>	<u>.00</u>	<u>5.00</u>	<u>6,690.00</u>

TOTAL RECEIPTS	3,865.08	3,626.81	2,435.90	4,005.00	10,690.00
TOTAL AVAILABLE	20,208.01	16,301.39	11,203.37	12,772.47	10,690.00

GAINES COUNTY
DEPARTMENTAL BUDGET SUMMARY BY LINE ITEM

33 911-ADDRESSING FUND

02:29 PM

	2020 ACTUAL	2021 ACTUAL	2022 ACTUAL	2022 CURRENT BUDGET	2023 PROPOSED BUDGET
-----DISBURSEMENTS-----					
145 911 ADDRESSING					
40032 SALARY SPECIALIST	7,416.00	7,416.00	4,326.00	7,416.00	7,861.00
40111 F.I.C.A.	.00	.00	.00	568.00	602.00
40115 RETIREMENT	.00	.00	.00	581.00	612.00
40117 WORKERS' COMPENSATION	117.43	117.92	83.04	110.00	110.00
40215 SUPPLIES	.00	.00	.00	500.00	500.00
40218 CONTRACT LABOR	.00	.00	.00	5.00	5.00
40264 EQUIP. PURCHASE/LEASE	.00	.00	.00	500.00	500.00
41754 911-ADDRESSING	.00	.00	646.24	500.00	500.00

TOTAL DEPARTMENT	7,533.43	7,533.92	5,055.28	10,180.00	10,690.00
TOTAL EXPENDITURES FOR FUND	7,533.43	7,533.92	5,055.28	10,180.00	10,690.00
FUND TOTAL	12,674.58	8,767.47	6,148.09	2,592.47	.00

GAINES COUNTY
DEPARTMENTAL BUDGET SUMMARY BY LINE ITEM

34 COURT REPORTER SER. FUND (SB770)

02:29 PM

	2020 ACTUAL	2021 ACTUAL	2022 ACTUAL	2022 CURRENT BUDGET	2023 PROPOSED BUDGET
FUND BALANCE	36,270.72	39,034.44	41,818.48	41,818.48	.00
-----RECEIPTS-----					
30938 COURT REPORTER SER.FEES (SB770)	<u>2,763.72</u>	<u>2,784.04</u>	<u>1,646.00</u>	<u>2,200.00</u>	<u>2,200.00</u>

TOTAL RECEIPTS	2,763.72	2,784.04	1,646.00	2,200.00	2,200.00
TOTAL AVAILABLE	39,034.44	41,818.48	43,464.48	44,018.48	2,200.00

GAINES COUNTY
DEPARTMENTAL BUDGET SUMMARY BY LINE ITEM

34 COURT REPORTER SER. FUND (SB770)

02:29 PM

	2020 ACTUAL	2021 ACTUAL	2022 ACTUAL	2022 CURRENT BUDGET	2023 PROPOSED BUDGET
-----DISBURSEMENTS-----					
166 COURT REPORTER SERVICE					
40264 EQUIP. PURCHASE/LEASE	.00	.00	.00	2,200.00	2,200.00

TOTAL DEPARTMENT	.00	.00	.00	2,200.00	2,200.00
TOTAL EXPENDITURES FOR FUND	.00	.00	.00	2,200.00	2,200.00
FUND TOTAL	39,034.44	41,818.48	43,464.48	41,818.48	.00

GAINES COUNTY
DEPARTMENTAL BUDGET SUMMARY BY LINE ITEM

35 COUNTY & DISTRICT COURT TECHNOLOGY FU

02:29 PM

	2020 ACTUAL	2021 ACTUAL	2022 ACTUAL	2022 CURRENT BUDGET	2023 PROPOSED BUDGET
FUND BALANCE	15,704.19	19,365.49	23,269.89	23,269.89	.00
-----RECEIPTS-----					
30223 DIST CLK RECORD ARCHIVE FEE	<u>1,700.00</u>	<u>1,864.00</u>	<u>280.00</u>	<u>.00</u>	<u>.00</u>
30476 COUNTY COURT TECHNOLOGY FEE	<u>90.30</u>	<u>70.40</u>	<u>46.70</u>	<u>5.00</u>	<u>5.00</u>
30486 DISTRICT COURT TECHNOLOGY FEE	<u>1,871.00</u>	<u>1,970.00</u>	<u>246.00</u>	<u>5.00</u>	<u>5.00</u>

TOTAL RECEIPTS	3,661.30	3,904.40	572.70	10.00	10.00
TOTAL AVAILABLE	19,365.49	23,269.89	23,842.59	23,279.89	10.00

GAINES COUNTY
DEPARTMENTAL BUDGET SUMMARY BY LINE ITEM

35 COUNTY & DISTRICT COURT TECHNOLOGY FU

02:29 PM

	2020 ACTUAL	2021 ACTUAL	2022 ACTUAL	2022 CURRENT BUDGET	2023 PROPOSED BUDGET
-----DISBURSEMENTS-----					
70 COUNTY & DISTRICT COURT T					
40215 SUPPLIES	.00	.00	.00	5.00	5.00
40264 EQUIP. PURCHASE/LEASE	.00	.00	.00	5.00	5.00

TOTAL DEPARTMENT	.00	.00	.00	10.00	10.00
TOTAL EXPENDITURES FOR FUND	.00	.00	.00	10.00	10.00
FUND TOTAL	19,365.49	23,269.89	23,842.59	23,269.89	.00

GAINES COUNTY
DEPARTMENTAL BUDGET SUMMARY BY LINE ITEM

36 JUDICIAL SUPPLEMENT FUND

02:29 PM

	2020 ACTUAL	2021 ACTUAL	2022 ACTUAL	2022 CURRENT BUDGET	2023 PROPOSED BUDGET
FUND BALANCE	28,999.06	999.16	28,999.26	28,999.26	.00
-----RECEIPTS-----					
30963 STATE REIMB: COUNTY ATTORNEY	.00	56,000.00	.00	28,000.00	28,000.00
30965 STATE REIMB/JUDICIAL SUPPLEMEN	25,200.00	25,200.00	15,100.00	25,200.00	25,200.00

TOTAL RECEIPTS	25,200.00	81,200.00	15,100.00	53,200.00	53,200.00
TOTAL AVAILABLE	54,199.06	82,199.16	44,099.26	82,199.26	53,200.00

GAINES COUNTY
DEPARTMENTAL BUDGET SUMMARY BY LINE ITEM

36 JUDICIAL SUPPLEMENT FUND

02:29 PM

	2020 ACTUAL	2021 ACTUAL	2022 ACTUAL	2022 CURRENT BUDGET	2023 PROPOSED BUDGET
-----DISBURSEMENTS-----					
17 CO.JUDGE & ATTY JUDICIAL					
40001 SALARY - COUNTY JUDGE	<u>25,199.98</u>	<u>25,199.98</u>	<u>14,933.44</u>	<u>25,200.00</u>	<u>25,200.00</u>
40006 SALARY - COUNTY ATTORNEY	<u>27,999.92</u>	<u>27,999.92</u>	<u>16,592.64</u>	<u>28,000.00</u>	<u>28,000.00</u>

TOTAL DEPARTMENT	53,199.90	53,199.90	31,526.08	53,200.00	53,200.00
TOTAL EXPENDITURES FOR FUND	53,199.90	53,199.90	31,526.08	53,200.00	53,200.00
FUND TOTAL	999.16	28,999.26	12,573.18	28,999.26	.00

GAINES COUNTY
DEPARTMENTAL BUDGET SUMMARY BY LINE ITEM

37 DISTRICT CLERK RECORD PRESERVATION FU

02:29 PM

	2020 ACTUAL	2021 ACTUAL	2022 ACTUAL	2022 CURRENT BUDGET	2023 PROPOSED BUDGET
FUND BALANCE	8,325.20	8,609.20	8,633.20	8,633.20	.00
-----RECEIPTS-----					
30222 DIST CLK RECORD PRESERVATION F	<u>284.00</u>	<u>24.00</u>	<u>4.00</u>	<u>900.00</u>	<u>900.00</u>

TOTAL RECEIPTS	284.00	24.00	4.00	900.00	900.00
TOTAL AVAILABLE	8,609.20	8,633.20	8,637.20	9,533.20	900.00

GAINES COUNTY
DEPARTMENTAL BUDGET SUMMARY BY LINE ITEM

37 DISTRICT CLERK RECORD PRESERVATION FU

02:29 PM

	2020 ACTUAL	2021 ACTUAL	2022 ACTUAL	2022 CURRENT BUDGET	2023 PROPOSED BUDGET
-----DISBURSEMENTS-----					
71 DIST CLK RECORD PRESERVAT					
40215 SUPPLIES	.00	.00	.00	400.00	400.00
40264 EQUIP. PURCHASE/LEASE	.00	.00	.00	500.00	500.00

TOTAL DEPARTMENT	.00	.00	.00	900.00	900.00
TOTAL EXPENDITURES FOR FUND	.00	.00	.00	900.00	900.00
FUND TOTAL	8,609.20	8,633.20	8,637.20	8,633.20	.00

GAINES COUNTY
DEPARTMENTAL BUDGET SUMMARY BY LINE ITEM

38 HIGGINBOTHAM COMMUNITY CENTER FUND

02:29 PM

	2020 ACTUAL	2021 ACTUAL	2022 ACTUAL	2022 CURRENT BUDGET	2023 PROPOSED BUDGET
FUND BALANCE	16,137.11	28,176.36	38,388.33	38,388.33	.00
-----RECEIPTS-----					
30987 LEA CNTY ELEC COOP RCTS	13,074.25	10,429.94	8,364.48	5.00	5.00
32310 TRANS TO/FROM OTHER FUNDS	.00	.00	.00	5.00	5.00

TOTAL RECEIPTS	13,074.25	10,429.94	8,364.48	10.00	10.00
TOTAL AVAILABLE	29,211.36	38,606.30	46,752.81	38,398.33	10.00

GAINES COUNTY
DEPARTMENTAL BUDGET SUMMARY BY LINE ITEM

38 HIGGINBOTHAM COMMUNITY CENTER FUND

02:29 PM

	2020 ACTUAL	2021 ACTUAL	2022 ACTUAL	2022 CURRENT BUDGET	2023 PROPOSED BUDGET
-----DISBURSEMENTS-----					
168 HIGGINBOTHAM CMMTY CTR					
40215 SUPPLIES	.00	43.89	86.52	73.00	5.00
40324 BUILDING REPAIRS & IMPROVEMENT	1,035.00	174.08	18,662.03	613.00	5.00

TOTAL DEPARTMENT	1,035.00	217.97	18,748.55	686.00	10.00
TOTAL EXPENDITURES FOR FUND	1,035.00	217.97	18,748.55	686.00	10.00
FUND TOTAL	28,176.36	38,388.33	28,004.26	37,712.33	.00

GAINES COUNTY
DEPARTMENTAL BUDGET SUMMARY BY LINE ITEM

39 LOOP WATER SYSTEM GRANT

02:29 PM

	2020 ACTUAL	2021 ACTUAL	2022 ACTUAL	2022 CURRENT BUDGET	2023 PROPOSED BUDGET
FUND BALANCE	.00	.00	.00	.00	.00
-----RECEIPTS-----					
30968 RECEIPTS-LOOP WATER SYSTEM GRA	.00	.00	.00	5.00	5.00

TOTAL RECEIPTS	.00	.00	.00	5.00	5.00
TOTAL AVAILABLE	.00	.00	.00	5.00	5.00

GAINES COUNTY
DEPARTMENTAL BUDGET SUMMARY BY LINE ITEM

39 LOOP WATER SYSTEM GRANT

02:29 PM

	2020 ACTUAL	2021 ACTUAL	2022 ACTUAL	2022 CURRENT BUDGET	2023 PROPOSED BUDGET
-----DISBURSEMENTS-----					
148 LOOP WATER SYSTEM GRANT					
41623 PROJECT PAYMENTS	.00	.00	.00	5.00	5.00

TOTAL DEPARTMENT	.00	.00	.00	5.00	5.00
TOTAL EXPENDITURES FOR FUND	.00	.00	.00	5.00	5.00
FUND TOTAL	.00	.00	.00	.00	.00

GAINES COUNTY
DEPARTMENTAL BUDGET SUMMARY BY LINE ITEM

40 SEAGRAVES WALKING PARK

02:29 PM

	2020 ACTUAL	2021 ACTUAL	2022 ACTUAL	2022 CURRENT BUDGET	2023 PROPOSED BUDGET
FUND BALANCE	1,544.79	1,544.79	1,544.79	1,544.79	.00
-----RECEIPTS-----					
30661 DONATIONS	.00	.00	.00	5.00	5.00
32310 TRANS TO/FROM OTHER FUNDS	.00	.00	.00	5.00	5.00

TOTAL RECEIPTS	.00	.00	.00	10.00	10.00
TOTAL AVAILABLE	1,544.79	1,544.79	1,544.79	1,554.79	10.00

GAINES COUNTY
DEPARTMENTAL BUDGET SUMMARY BY LINE ITEM

40 SEAGRAVES WALKING PARK

02:29 PM

	2020 ACTUAL	2021 ACTUAL	2022 ACTUAL	2022 CURRENT BUDGET	2023 PROPOSED BUDGET
-----DISBURSEMENTS-----					
167 SEAGRAVES WALKING PARK					
40215 SUPPLIES	.00	.00	.00	5.00	5.00
43013 NON-CAPITAL EQUIP. PURCHASE	.00	.00	.00	5.00	5.00

TOTAL DEPARTMENT	.00	.00	.00	10.00	10.00
TOTAL EXPENDITURES FOR FUND	.00	.00	.00	10.00	10.00
FUND TOTAL	1,544.79	1,544.79	1,544.79	1,544.79	.00

GAINES COUNTY
DEPARTMENTAL BUDGET SUMMARY BY LINE ITEM

42 INDIGENT DEFENSE GRANT

02:29 PM

	2020 ACTUAL	2021 ACTUAL	2022 ACTUAL	2022 CURRENT BUDGET	2023 PROPOSED BUDGET
FUND BALANCE	.00	.00	.00	.00	.00
-----RECEIPTS-----					
30967 RECEIPTS:INDIGENT DEFENSE GRAN	19,162.50	30,490.50	.00	10,000.00	10,000.00
32310 TRANS TO/FROM OTHER FUNDS	19,742.50-	31,750.50	.00	.00	5.00
35177 GALF-GUARDIAN AD LITEM FEE	580.00	1,260.00	140.00	.00	5.00

TOTAL RECEIPTS	.00	.00	140.00	10,000.00	10,010.00
TOTAL AVAILABLE	.00	.00	140.00	10,000.00	10,010.00

GAINES COUNTY
DEPARTMENTAL BUDGET SUMMARY BY LINE ITEM

42 INDIGENT DEFENSE GRANT

02:29 PM

	2020 ACTUAL	2021 ACTUAL	2022 ACTUAL	2022 CURRENT BUDGET	2023 PROPOSED BUDGET
-----DISBURSEMENTS-----					
147 INDIGENT DEFENSE GRANT					
40614 ATTORNEY-CRIMINAL	.00	.00	.00	10,000.00	10,010.00

TOTAL DEPARTMENT	.00	.00	.00	10,000.00	10,010.00
TOTAL EXPENDITURES FOR FUND	.00	.00	.00	10,000.00	10,010.00
FUND TOTAL	.00	.00	140.00	.00	.00

GAINES COUNTY
DEPARTMENTAL BUDGET SUMMARY BY LINE ITEM

44 GOLF COURSE FUND

02:29 PM

	2020 ACTUAL	2021 ACTUAL	2022 ACTUAL	2022 CURRENT BUDGET	2023 PROPOSED BUDGET
FUND BALANCE	.00	.00	.00	.00	.00
-----RECEIPTS-----					
30130 SALES TAX	20,856.82	14,796.73	11,520.63	15,000.00	15,000.00
30637 MONTHLY FEES	145,963.74	148,227.24	89,893.27	105,000.00	120,000.00
30638 GREEN FEES-RESIDENT	71,117.92	62,966.16	30,725.77	35,000.00	50,000.00
30639 GREEN FEES-NON RESIDENT	92,680.28	109,221.39	38,492.26	65,000.00	75,000.00
30640 CART BUILDING RENTAL	5,550.00	10,588.99	3,120.00	7,300.00	7,300.00
30641 TOURNAMENT FEES	15,804.01	19,082.46	12,086.09	20,000.00	20,000.00
30643 UNBILLED CHARGES--OTHER GOLF C	.00	.00	.00	5.00	5.00
30690 MISCELLANEOUS RECEIPTS	865.08	6.91	.00	5.00	5.00
30700 SALE OF EQUIPMENT	.00	.00	.00	5.00	5.00
30750 INTEREST ON TIME DEPOSIT	2,661.12	8,332.29	3.68	500.00	500.00
32310 TRANS TO/FROM OTHER FUNDS	499,796.59	507,062.44	568,656.00	568,656.00	628,256.00

TOTAL RECEIPTS	855,295.56	880,284.61	754,497.70	816,471.00	916,071.00
TOTAL AVAILABLE	855,295.56	880,284.61	754,497.70	816,471.00	916,071.00

44 GOLF COURSE FUND

02:29 PM

2023
PROPOSED
BUDGET

	2020 ACTUAL	2021 ACTUAL	2022 ACTUAL	2022 CURRENT BUDGET	2023 PROPOSED BUDGET
-----DISBURSEMENTS-----					
42 GOLF COURSE					
40015 SALARY - OVERTIME	.00	.00	.00	.00	10,000.00
40073 SALARY-GOLF COURSE SUPERINTEND	62,006.62	62,246.62	37,575.84	62,947.00	66,713.00
40074 SALARY - EXTRA HELP	27,043.24	30,208.68	13,153.36	29,940.00	36,240.00
40075 SALARY-GROUNDS CREW	217,684.85	217,614.40	132,154.38	219,399.00	232,564.00
40091 SALARY-LONGEVITY	5,480.00	6,110.00	3,920.00	6,900.00	7,290.00
40111 F.I.C.A.	23,588.97	23,763.38	13,989.21	24,817.00	27,435.00
40113 COUNTY INSURANCE	61,530.73	62,765.70	38,976.84	66,864.00	71,034.00
40115 RETIREMENT	18,663.01	19,177.92	13,670.89	24,984.00	27,495.00
40117 WORKERS' COMPENSATION	5,078.28	5,135.64	3,799.02	5,300.00	5,300.00
40122 UNIFORM ALLOWANCE	.00	.00	.00	2,880.00	2,880.00
40215 SUPPLIES	15,027.72	25,329.55	6,383.66	9,770.00	9,770.00
40216 SERVICES & OTHER SUPPLIES	23,036.63	6,990.69	.00	12,650.00	12,650.00
40217 TOOLS & OTHER SUPPLIES	2,737.52	2,409.87	15.96	2,750.00	2,750.00
40218 CONTRACT LABOR	82,500.00	82,500.00	48,125.00	45,875.00	89,375.00
40219 GAS & OIL	9,006.02	11,806.00	6,897.54	15,000.00	15,000.00
40221 PARTS & REPAIRS	6,747.98	5,680.51	5,551.09	15,000.00	15,000.00
40223 TIRES & TUBES	493.20	624.75	286.61	1,000.00	1,000.00
40250 FERTILIZER & POISON	56,892.57	51,811.82	56,792.38	55,000.00	65,000.00
40264 EQUIP. PURCHASE/LEASE	95,033.95	58,617.23	57,689.47	50,315.00	50,315.00
40312 WATER SYSTEM REPAIR	22,019.62	19,860.65	13,955.16	25,000.00	25,000.00
40314 LANDSCAPING	.00	3,622.13	.00	8,000.00	8,000.00
40315 SAND & TOP DRESSING	3,291.46	6,857.05	1,513.60	10,000.00	10,000.00
40325 PAVEMENT	.00	.00	.00	5.00	5.00
40410 TELEPHONE	5,179.31	6,298.35	4,730.58	3,860.00	3,860.00
40413 POSTAGE	.00	19.56	.00	5.00	5.00

GAINES COUNTY
DEPARTMENTAL BUDGET SUMMARY BY LINE ITEM

44 GOLF COURSE FUND

02:29 PM

	2020 ACTUAL	2021 ACTUAL	2022 ACTUAL	2022 CURRENT BUDGET	2023 PROPOSED BUDGET
-----DISBURSEMENTS-----					
42 GOLF COURSE					
40428 UTILITIES	44,125.73	71,629.91	24,998.05	55,000.00	55,000.00
40430 AUTO INSURANCE	3,544.00	4,234.00	4,980.00	689.00	689.00
40432 PROPERTY INSURANCE	1,567.00	2,046.28	1,978.44	2,000.00	2,000.00
40434 LIABILITY INSURANCE	960.10	547.89	464.36	2,230.00	2,230.00
40514 MILEAGE & EXPENSE	.00	.00	.00	500.00	500.00
40520 SCHOOLS	878.68	312.00	300.00	2,000.00	2,000.00
40536 PHYSICAL EXAM	.00	.00	.00	5.00	5.00
41218 LAND PURCHASE	.00	.00	.00	10.00	10.00
43012 CAPITAL EQUIP. PURCHASE	.00	26,498.19	.00	5.00	5.00
43013 NON-CAPITAL EQUIP. PURCHASE	.00	.00	.00	5.00	5.00
43017 CAPITAL COST--WATER WELL	.00	.00	.00	5.00	5.00
43019 CAPITAL COST--POTABLE WATER SU	.00	.00	.00	5.00	5.00

TOTAL DEPARTMENT	794,117.19	814,718.77	491,901.44	760,715.00	857,135.00

GAINES COUNTY
DEPARTMENTAL BUDGET SUMMARY BY LINE ITEM

44 GOLF COURSE FUND

02:29 PM

	2020 ACTUAL	2021 ACTUAL	2022 ACTUAL	2022 CURRENT BUDGET	2023 PROPOSED BUDGET
52 GOLF COURSE ADMINISTRATIO					
40045 SALARY - CLERK	16,069.75	16,712.54	9,903.68	16,713.00	17,716.00
40111 F.I.C.A.	1,229.25	1,278.42	757.76	1,279.00	1,356.00
40115 RETIREMENT	991.26	1,059.08	738.67	1,309.00	1,379.00
40117 WORKERS' COMPENSATION	264.00	265.14	175.39	245.00	275.00
40210 OFFICE SUPPLIES	671.61	1,100.08	494.55	1,800.00	1,800.00
40215 SUPPLIES	1,456.75	1,136.70	247.99	1,400.00	1,400.00
40216 SERVICES & OTHER SUPPLIES	14,530.80	17,476.57	11,140.84	12,000.00	14,000.00
40413 POSTAGE	414.50	272.54	294.15	300.00	300.00
41116 ASSOCIATION DUES	.00	.00	.00	500.00	500.00
41216 STATE COMPROLLER	23,320.45	23,004.77	11,460.22	14,200.00	14,200.00
41618 ADVERT & PUBLICATION	2,230.00	3,260.00	1,175.00	6,000.00	6,000.00
43012 CAPITAL EQUIP. PURCHASE	.00	.00	.00	5.00	5.00
43013 NON-CAPITAL EQUIP. PURCHASE	.00	.00	.00	5.00	5.00

TOTAL DEPARTMENT	61,178.37	65,565.84	36,388.25	55,756.00	58,936.00
TOTAL EXPENDITURES FOR FUND	855,295.56	880,284.61	528,289.69	816,471.00	916,071.00
FUND TOTAL	.00	.00	226,208.01	.00	.00

GAINES COUNTY
DEPARTMENTAL BUDGET SUMMARY BY LINE ITEM

45 (RAF) RECORD ARCHIVE-CO.CLERK

02:29 PM

	2020 ACTUAL	2021 ACTUAL	2022 ACTUAL	2022 CURRENT BUDGET	2023 PROPOSED BUDGET
FUND BALANCE	454,359.95	528,909.95	597,681.52	597,681.52	.00
-----RECEIPTS-----					
30234 (RAF) RECORDS ARCHIVE-CO.CLERK	74,550.00	69,120.00	40,010.00	35,000.00	35,000.00

TOTAL RECEIPTS	74,550.00	69,120.00	40,010.00	35,000.00	35,000.00
TOTAL AVAILABLE	528,909.95	598,029.95	637,691.52	632,681.52	35,000.00

GAINES COUNTY
DEPARTMENTAL BUDGET SUMMARY BY LINE ITEM

45 (RAF) RECORD ARCHIVE-CO.CLERK

02:29 PM

	2020 ACTUAL	2021 ACTUAL	2022 ACTUAL	2022 CURRENT BUDGET	2023 PROPOSED BUDGET
-----DISBURSEMENTS-----					
126 (RAF) RECORDS ARCHIVE- CO					
40074 SALARY - EXTRA HELP	.00	.00	.00	3,000.00	3,000.00
40111 F.I.C.A.	.00	.00	.00	230.00	230.00
40115 RETIREMENT	.00	.00	.00	335.00	335.00
40215 SUPPLIES	.00	348.43	.00	21,435.00	21,435.00
40264 EQUIP. PURCHASE/LEASE	.00	.00	.00	10,000.00	10,000.00

TOTAL DEPARTMENT	.00	348.43	.00	35,000.00	35,000.00
TOTAL EXPENDITURES FOR FUND	.00	348.43	.00	35,000.00	35,000.00
FUND TOTAL	528,909.95	597,681.52	637,691.52	597,681.52	.00

GAINES COUNTY
DEPARTMENTAL BUDGET SUMMARY BY LINE ITEM

46 RMF-DIST.CLERK/ RECORD MANAGEMENT FUN

02:29 PM

	2020 ACTUAL	2021 ACTUAL	2022 ACTUAL	2022 CURRENT BUDGET	2023 PROPOSED BUDGET
FUND BALANCE	13,849.78	15,333.78	17,243.78	17,243.78	.00
-----RECEIPTS-----					
30238 RMF--DISTRICT COURT	<u>1,484.00</u>	<u>1,910.00</u>	<u>1,480.00</u>	<u>1,000.00</u>	<u>1,000.00</u>

TOTAL RECEIPTS	1,484.00	1,910.00	1,480.00	1,000.00	1,000.00
TOTAL AVAILABLE	15,333.78	17,243.78	18,723.78	18,243.78	1,000.00

GAINES COUNTY
DEPARTMENTAL BUDGET SUMMARY BY LINE ITEM

46 RMF-DIST.CLERK/ RECORD MANAGEMENT FUN

02:29 PM

	2020 ACTUAL	2021 ACTUAL	2022 ACTUAL	2022 CURRENT BUDGET	2023 PROPOSED BUDGET
-----DISBURSEMENTS-----					
149 RMF-DIST.CLERK/RECORD MAN					
41750 DISTRICT COURT-PURCHASES	.00	.00	.00	1,000.00	1,000.00

TOTAL DEPARTMENT	.00	.00	.00	1,000.00	1,000.00
TOTAL EXPENDITURES FOR FUND	.00	.00	.00	1,000.00	1,000.00
FUND TOTAL	15,333.78	17,243.78	18,723.78	17,243.78	.00

GAINES COUNTY
DEPARTMENTAL BUDGET SUMMARY BY LINE ITEM

47 UNCLAIMED CAPITAL CREDITS FUND

02:29 PM

	2020 ACTUAL	2021 ACTUAL	2022 ACTUAL	2022 CURRENT BUDGET	2023 PROPOSED BUDGET
FUND BALANCE	62,652.17	70,343.44	84,541.90	84,541.90	.00
-----RECEIPTS-----					
30973 RCTS: UNCLAIMED CAPITAL CREDIT	17,213.72	18,999.54	.00	5.00	5.00

TOTAL RECEIPTS	17,213.72	18,999.54	.00	5.00	5.00
TOTAL AVAILABLE	79,865.89	89,342.98	84,541.90	84,546.90	5.00

GAINES COUNTY
DEPARTMENTAL BUDGET SUMMARY BY LINE ITEM

47 UNCLAIMED CAPITAL CREDITS FUND

02:29 PM

	2020 ACTUAL	2021 ACTUAL	2022 ACTUAL	2022 CURRENT BUDGET	2023 PROPOSED BUDGET
-----DISBURSEMENTS-----					
140 UNCLAIMED CAPITAL CREDITS					
40215 SUPPLIES	9,522.45	4,801.08	5,807.17	5,005.00	5.00

TOTAL DEPARTMENT	9,522.45	4,801.08	5,807.17	5,005.00	5.00
TOTAL EXPENDITURES FOR FUND	9,522.45	4,801.08	5,807.17	5,005.00	5.00
FUND TOTAL	70,343.44	84,541.90	78,734.73	79,541.90	.00

GAINES COUNTY
DEPARTMENTAL BUDGET SUMMARY BY LINE ITEM

48 WAL-MART GRANT FUND

02:29 PM

	2020 ACTUAL	2021 ACTUAL	2022 ACTUAL	2022 CURRENT BUDGET	2023 PROPOSED BUDGET
FUND BALANCE	145.59	326.80	326.80	326.80	.00
-----RECEIPTS-----					
30695 GRANT REVENUE	.00	.00	.00	1,869.00	1,869.00
30974 RECEIPTS:WAL-MART (SHERIFF)	.00	.00	.00	5.00	5.00
30979 RECEIPTS: WAL-MART (LIBRARY)	1,000.00	.00	.00	5.00	5.00
30982 RECEIPTS: WAL-MART (LS&AG)	.00	.00	.00	5.00	5.00
30983 RECEIPTS: DEVON ENERGY GRANT	.00	.00	.00	5.00	5.00

TOTAL RECEIPTS	1,000.00	.00	.00	1,889.00	1,889.00
TOTAL AVAILABLE	1,145.59	326.80	326.80	2,215.80	1,889.00

GAINES COUNTY
DEPARTMENTAL BUDGET SUMMARY BY LINE ITEM

48 WAL-MART GRANT FUND

02:29 PM

	2020 ACTUAL	2021 ACTUAL	2022 ACTUAL	2022 CURRENT BUDGET	2023 PROPOSED BUDGET
-----DISBURSEMENTS-----					
173 WAL-MART GRANT					
40213 SHERIFF'S SUPPLIES	.00	.00	.00	4.00	4.00
40215 SUPPLIES	.00	.00	.00	4.00	4.00
40216 SERVICES & OTHER SUPPLIES	.00	.00	.00	4.00	4.00
40235 F.C.S AGENT SUPPLIES	.00	.00	.00	4.00	4.00
40264 EQUIP. PURCHASE/LEASE	.00	.00	.00	4.00	4.00
41510 BOOKS-AUDIO,VIDEOS & FILM	818.79	.00	.00	1,869.00	1,869.00

TOTAL DEPARTMENT	818.79	.00	.00	1,889.00	1,889.00
TOTAL EXPENDITURES FOR FUND	818.79	.00	.00	1,889.00	1,889.00
FUND TOTAL	326.80	326.80	326.80	326.80	.00

GAINES COUNTY
DEPARTMENTAL BUDGET SUMMARY BY LINE ITEM

49 UNCLAIMED PROPERTY FUND

02:29 PM

	2020 ACTUAL	2021 ACTUAL	2022 ACTUAL	2022 CURRENT BUDGET	2023 PROPOSED BUDGET
FUND BALANCE	11,616.31	13,708.95	5,282.10	5,282.10	.00
-----RECEIPTS-----					
30976 UNCLAIMED PROPERTY	2,092.64	2,033.06	3,585.20	5.00	5.00

TOTAL RECEIPTS	2,092.64	2,033.06	3,585.20	5.00	5.00
TOTAL AVAILABLE	13,708.95	15,742.01	8,867.30	5,287.10	5.00

GAINES COUNTY
DEPARTMENTAL BUDGET SUMMARY BY LINE ITEM

49 UNCLAIMED PROPERTY FUND

02:29 PM

	2020 ACTUAL	2021 ACTUAL	2022 ACTUAL	2022 CURRENT BUDGET	2023 PROPOSED BUDGET
-----DISBURSEMENTS-----					
174 UNCLAIMED PROPERTY					
41764 LOCAL-UNCLAIMED PROPERTY	.00	10,459.91	.00	5.00	5.00

TOTAL DEPARTMENT	.00	10,459.91	.00	5.00	5.00
TOTAL EXPENDITURES FOR FUND	.00	10,459.91	.00	5.00	5.00
FUND TOTAL	13,708.95	5,282.10	8,867.30	5,282.10	.00

GAINES COUNTY
DEPARTMENTAL BUDGET SUMMARY BY LINE ITEM

53 JCT-JUSTICE COURT TECHNOLOGY FUND

02:29 PM

	2020 ACTUAL	2021 ACTUAL	2022 ACTUAL	2022 CURRENT BUDGET	2023 PROPOSED BUDGET
FUND BALANCE	100,727.03	106,934.68	111,461.24	111,461.24	.00
-----RECEIPTS-----					
30477 RECEIPT: JCT-JUSTICE COURT TEC	4,177.39	3,917.61	968.17	5,000.00	5,000.00
30479 JP 2 TECHNOLOGY	2,030.26	918.95	985.38	350.00	350.00

TOTAL RECEIPTS	6,207.65	4,836.56	1,953.55	5,350.00	5,350.00
TOTAL AVAILABLE	106,934.68	111,771.24	113,414.79	116,811.24	5,350.00

GAINES COUNTY
DEPARTMENTAL BUDGET SUMMARY BY LINE ITEM

53 JCT-JUSTICE COURT TECHNOLOGY FUND

02:29 PM

	2020 ACTUAL	2021 ACTUAL	2022 ACTUAL	2022 CURRENT BUDGET	2023 PROPOSED BUDGET
-----DISBURSEMENTS-----					
162 JCT-JUSTICE COURT TECHNOL					
40264 EQUIP. PURCHASE/LEASE	.00	310.00	100.00	5,350.00	5,350.00

TOTAL DEPARTMENT	.00	310.00	100.00	5,350.00	5,350.00
TOTAL EXPENDITURES FOR FUND	.00	310.00	100.00	5,350.00	5,350.00
FUND TOTAL	106,934.68	111,461.24	113,314.79	111,461.24	.00

GAINES COUNTY
DEPARTMENTAL BUDGET SUMMARY BY LINE ITEM

54 JCBS-JUSTICE COURT BUILDING SECURITY

02:29 PM

	2020 ACTUAL	2021 ACTUAL	2022 ACTUAL	2022 CURRENT BUDGET	2023 PROPOSED BUDGET
FUND BALANCE	28,869.34	29,721.54	29,841.40	29,841.40	.00
-----RECEIPTS-----					
30478 REC.: JCBS-JUSTICE COURT BLDG.	852.20	119.86	83.77	1,300.00	1,300.00

TOTAL RECEIPTS	852.20	119.86	83.77	1,300.00	1,300.00
TOTAL AVAILABLE	29,721.54	29,841.40	29,925.17	31,141.40	1,300.00

GAINES COUNTY
DEPARTMENTAL BUDGET SUMMARY BY LINE ITEM

54 JCBS-JUSTICE COURT BUILDING SECURITY

02:29 PM

	2020 ACTUAL	2021 ACTUAL	2022 ACTUAL	2022 CURRENT BUDGET	2023 PROPOSED BUDGET
-----DISBURSEMENTS-----					
164 JCBS-JUSTICE COURT BUILDI					
40264 EQUIP. PURCHASE/LEASE	.00	.00	.00	1,300.00	1,300.00

TOTAL DEPARTMENT	.00	.00	.00	1,300.00	1,300.00
TOTAL EXPENDITURES FOR FUND	.00	.00	.00	1,300.00	1,300.00
FUND TOTAL	29,721.54	29,841.40	29,925.17	29,841.40	.00

GAINES COUNTY
DEPARTMENTAL BUDGET SUMMARY BY LINE ITEM

56 JURY SERVICE FUND

02:29 PM

	2020 ACTUAL	2021 ACTUAL	2022 ACTUAL	2022 CURRENT BUDGET	2023 PROPOSED BUDGET
FUND BALANCE	22,169.00	23,330.44	23,578.28	23,578.28	.00
-----RECEIPTS-----					
35168 JSF-JUDICIAL SUPPORT FEE	1,161.44	247.84	115.20	1,100.00	1,100.00

TOTAL RECEIPTS	1,161.44	247.84	115.20	1,100.00	1,100.00
TOTAL AVAILABLE	23,330.44	23,578.28	23,693.48	24,678.28	1,100.00

GAINES COUNTY
DEPARTMENTAL BUDGET SUMMARY BY LINE ITEM

56 JURY SERVICE FUND

02:29 PM

	2020 ACTUAL	2021 ACTUAL	2022 ACTUAL	2022 CURRENT BUDGET	2023 PROPOSED BUDGET
-----DISBURSEMENTS-----					
301 JURY SERVICE FUND					
40264 EQUIP. PURCHASE/LEASE	.00	.00	.00	1,100.00	1,100.00

TOTAL DEPARTMENT	.00	.00	.00	1,100.00	1,100.00
TOTAL EXPENDITURES FOR FUND	.00	.00	.00	1,100.00	1,100.00
FUND TOTAL	23,330.44	23,578.28	23,693.48	23,578.28	.00

GAINES COUNTY
DEPARTMENTAL BUDGET SUMMARY BY LINE ITEM

57 APPELLATE JUDICIAL FUND

02:29 PM

	2020 ACTUAL	2021 ACTUAL	2022 ACTUAL	2022 CURRENT BUDGET	2023 PROPOSED BUDGET
FUND BALANCE	80.00	70.00	70.00	70.00	.00
-----RECEIPTS-----					
35173 APPELLATE JUDICIAL FUND RECEIP	910.00	890.00	315.00	535.00	535.00
35174 AJF-COUNTY CLERK	145.00	315.00	80.00	200.00	200.00

TOTAL RECEIPTS	1,055.00	1,205.00	395.00	735.00	735.00
TOTAL AVAILABLE	1,135.00	1,275.00	465.00	805.00	735.00

GAINES COUNTY
DEPARTMENTAL BUDGET SUMMARY BY LINE ITEM

57 APPELLATE JUDICIAL FUND

02:29 PM

	2020 ACTUAL	2021 ACTUAL	2022 ACTUAL	2022 CURRENT BUDGET	2023 PROPOSED BUDGET
-----DISBURSEMENTS-----					
302 APPELLATE JUDICIAL FUND					
44320 PAYMENT TO OTHER GOVT ENTITIES	1,065.00	1,205.00	425.00	735.00	735.00

TOTAL DEPARTMENT	1,065.00	1,205.00	425.00	735.00	735.00
TOTAL EXPENDITURES FOR FUND	1,065.00	1,205.00	425.00	735.00	735.00
FUND TOTAL	70.00	70.00	40.00	70.00	.00

GAINES COUNTY
DEPARTMENTAL BUDGET SUMMARY BY LINE ITEM

58 COUNTY CHILD ABUSE PREVENTION FUND

12:29 PM

	2020 ACTUAL	2021 ACTUAL	2022 ACTUAL	2022 CURRENT BUDGET	2023 PROPOSED BUDGET
FUND BALANCE	24.00	24.00	24.00	24.00	.00
-----RECEIPTS-----					
35175 CO CHILD ABUSE PREV FEE	.00	.00	.00	5.00	5.00

TOTAL RECEIPTS	.00	.00	.00	5.00	5.00
TOTAL AVAILABLE	24.00	24.00	24.00	29.00	5.00

GAINES COUNTY
DEPARTMENTAL BUDGET SUMMARY BY LINE ITEM

58 COUNTY CHILD ABUSE PREVENTION FUND

02:29 PM

	2020 ACTUAL	2021 ACTUAL	2022 ACTUAL	2022 CURRENT BUDGET	2023 PROPOSED BUDGET
-----DISBURSEMENTS-----					
304 COUNTY CHILD ABUSE PREVEN					
41409 CO CHILD ABUSE PREV EXPENSE	.00	.00	.00	5.00	5.00

TOTAL DEPARTMENT	.00	.00	.00	5.00	5.00
TOTAL EXPENDITURES FOR FUNDS	.00	.00	.00	5.00	5.00
FUND TOTAL	24.00	24.00	24.00	24.00	.00

GAINES COUNTY
DEPARTMENTAL BUDGET SUMMARY BY LINE ITEM

59 FAMILY PROTECTION FUND

02:29 PM

	2020 ACTUAL	2021 ACTUAL	2022 ACTUAL	2022 CURRENT BUDGET	2023 PROPOSED BUDGET
FUND BALANCE	5,982.00	7,017.00	7,707.00	7,707.00	.00
-----RECEIPTS-----					
35176 FPF-FAMILY PROTECTION FEE	1,035.00	690.00	147.00	500.00	500.00

TOTAL RECEIPTS	1,035.00	690.00	147.00	500.00	500.00
TOTAL AVAILABLE	7,017.00	7,707.00	7,854.00	8,207.00	500.00

GAINES COUNTY
DEPARTMENTAL BUDGET SUMMARY BY LINE ITEM

59 FAMILY PROTECTION FUND

02:29 PM

	2020 ACTUAL	2021 ACTUAL	2022 ACTUAL	2022 CURRENT BUDGET	2023 PROPOSED BUDGET
-----DISBURSEMENTS-----					
305 FAMILY PROTECTION FUND					
40264 EQUIP. PURCHASE/LEASE	.00	.00	.00	500.00	500.00

TOTAL DEPARTMENT	.00	.00	.00	500.00	500.00
TOTAL EXPENDITURES FOR FUND	.00	.00	.00	500.00	500.00
FUND TOTAL	7,017.00	7,707.00	7,854.00	7,707.00	.00

GAINES COUNTY
DEPARTMENTAL BUDGET SUMMARY BY LINE ITEM

61 DISASTER RECOVERY FUND

02:29 PM

	2020 ACTUAL	2021 ACTUAL	2022 ACTUAL	2022 CURRENT BUDGET	2023 PROPOSED BUDGET
FUND BALANCE	.34	.34	.34	.34	.00
-----RECEIPTS-----					
30981 INSURANCE REIMB	.00	.00	1,080,812.69	1,080,812.00	5.00
32310 TRANS TO/FROM OTHER FUNDS	.00	.00	.00	5.00	5.00

TOTAL RECEIPTS	.00	.00	1,080,812.69	1,080,817.00	10.00
TOTAL AVAILABLE	.34	.34	1,080,813.03	1,080,817.34	10.00

GAINES COUNTY
DEPARTMENTAL BUDGET SUMMARY BY LINE ITEM

61 DISASTER RECOVERY FUND

02:29 PM

	2020 ACTUAL	2021 ACTUAL	2022 ACTUAL	2022 CURRENT BUDGET	2023 PROPOSED BUDGET
-----DISBURSEMENTS-----					
306 DISASTER RECOVERY FUND					
40322 REMODELING	.00	.00	2,633.05	5,005.00	5.00
40324 BUILDING REPAIRS & IMPROVEMENT	.00	.00	128,193.74	200,005.00	5.00

TOTAL DEPARTMENT	.00	.00	130,826.79	205,010.00	10.00
TOTAL EXPENDITURES FOR FUND	.00	.00	130,826.79	205,010.00	10.00
FUND TOTAL	.34	.34	949,986.24	875,807.34	.00

GAINES COUNTY
DEPARTMENTAL BUDGET SUMMARY BY LINE ITEM

62 ELECTION FUND

12:29 PM

	2020 ACTUAL	2021 ACTUAL	2022 ACTUAL	2022 CURRENT BUDGET	2023 PROPOSED BUDGET
FUND BALANCE	9,581.17	18,342.12	31,240.49	31,240.49	.00
-----RECEIPTS-----					
30690 MISCELLANEOUS RECEIPTS	<u>8,760.95</u>	<u>12,898.37</u>	<u>5,685.71</u>	<u>8,110.00</u>	<u>20.00</u>
32310 TRANS TO/FROM OTHER FUNDS	<u>.00</u>	<u>.00</u>	<u>.00</u>	<u>5.00</u>	<u>5.00</u>

TOTAL RECEIPTS	8,760.95	12,898.37	5,685.71	8,115.00	25.00
TOTAL AVAILABLE	18,342.12	31,240.49	36,926.20	39,355.49	25.00

GAINES COUNTY
DEPARTMENTAL BUDGET SUMMARY BY LINE ITEM

62 ELECTION FUND

02:29 PM

	2020 ACTUAL	2021 ACTUAL	2022 ACTUAL	2022 CURRENT BUDGET	2023 PROPOSED BUDGET
-----DISBURSEMENTS-----					
307 ELECTION FUND					
40074 SALARY - EXTRA HELP	.00	.00	.00	5.00	5.00
40111 F.I.C.A.	.00	.00	.00	5.00	5.00
40215 SUPPLIES	.00	.00	.00	3,300.00	5.00
40264 EQUIP. PURCHASE/LEASE	.00	.00	.00	4,800.00	5.00
43012 CAPITAL EQUIP. PURCHASE	.00	.00	.00	5.00	5.00

TOTAL DEPARTMENT	.00	.00	.00	8,115.00	25.00
TOTAL EXPENDITURES FOR FUND	.00	.00	.00	8,115.00	25.00
FUND TOTAL	18,342.12	31,240.49	36,926.20	31,240.49	.00

GAINES COUNTY
DEPARTMENTAL BUDGET SUMMARY BY LINE ITEM

63 FIRE TRUCK FUND

02:29 PM

	2020 ACTUAL	2021 ACTUAL	2022 ACTUAL	2022 CURRENT BUDGET	2023 PROPOSED BUDGET
FUND BALANCE	51,619.02	231,142.02	.02	.02	.00
-----RECEIPTS-----					
32310 TRANS TO/FROM OTHER FUNDS	<u>179,523.00</u>	<u>.00</u>	<u>91,000.00</u>	<u>5.00</u>	<u>5.00</u>

TOTAL RECEIPTS	179,523.00	.00	91,000.00	5.00	5.00
TOTAL AVAILABLE	231,142.02	231,142.02	91,000.02	5.02	5.00

GAINES COUNTY
DEPARTMENTAL BUDGET SUMMARY BY LINE ITEM

63 FIRE TRUCK FUND

02:29 PM

	2020 ACTUAL	2021 ACTUAL	2022 ACTUAL	2022 CURRENT BUDGET	2023 PROPOSED BUDGET
-----DISBURSEMENTS-----					
308 FIRE TRUCK FUND					
40264 EQUIP. PURCHASE/LEASE	.00	231,142.00	90,000.00	5.00	5.00

TOTAL DEPARTMENT	.00	231,142.00	90,000.00	5.00	5.00
TOTAL EXPENDITURES FOR FUND	.00	231,142.00	90,000.00	5.00	5.00
FUND TOTAL	231,142.02	.02	181,000.02	.02	.00

GAINES COUNTY
DEPARTMENTAL BUDGET SUMMARY BY LINE ITEM

66 SHERIFF COMMISSARY FUND

02:29 PM

	2020 ACTUAL	2021 ACTUAL	2022 ACTUAL	2022 CURRENT BUDGET	2023 PROPOSED BUDGET
FUND BALANCE	3,666.40	22,251.06	34,352.07	34,352.07	.00
-----RECEIPTS-----					
30985 COMMISSARY PROCEEDS	<u>20,469.14</u>	<u>13,668.39</u>	<u>6,969.81</u>	<u>3,000.00</u>	<u>3,000.00</u>

TOTAL RECEIPTS	20,469.14	13,668.39	6,969.81	3,000.00	3,000.00
TOTAL AVAILABLE	24,135.54	35,919.45	41,321.88	37,352.07	3,000.00

GAINES COUNTY
DEPARTMENTAL BUDGET SUMMARY BY LINE ITEM

66 SHERIFF COMMISSARY FUND

02:29 PM

	2020 ACTUAL	2021 ACTUAL	2022 ACTUAL	2022 CURRENT BUDGET	2023 PROPOSED BUDGET
-----DISBURSEMENTS-----					
312 SHERIFF COMMISSARY FUND					
40215 SUPPLIES	1,884.48	1,567.38	1,481.31	1,500.00	1,500.00
40264 EQUIP. PURCHASE/LEASE	.00	.00	.00	1,500.00	1,500.00

TOTAL DEPARTMENT	1,884.48	1,567.38	1,481.31	3,000.00	3,000.00
TOTAL EXPENDITURES FOR FUND	1,884.48	1,567.38	1,481.31	3,000.00	3,000.00
FUND TOTAL	22,251.06	34,352.07	39,840.57	34,352.07	.00

GAINES COUNTY
DEPARTMENTAL BUDGET SUMMARY BY LINE ITEM

67 CAPITAL PROJECTS FUND

02:29 PM

	2020 ACTUAL	2021 ACTUAL	2022 ACTUAL	2022 CURRENT BUDGET	2023 PROPOSED BUDGET
FUND BALANCE	6,553,282.88	6,378,814.25	6,894,850.31	6,894,850.31	.00
-----RECEIPTS-----					
30642 ELECTRIC CART TRAIL FEES	<u>50,124.62</u>	<u>34,225.94</u>	<u>17,800.00</u>	<u>10,000.00</u>	<u>10,000.00</u>
30690 MISCELLANEOUS RECEIPTS	<u>63,829.00</u>	<u>.00</u>	<u>.00</u>	<u>5.00</u>	<u>5.00</u>
30701 SALE OF ASSETS	<u>.00</u>	<u>.00</u>	<u>.00</u>	<u>5.00</u>	<u>5.00</u>
32310 TRANS TO/FROM OTHER FUNDS	<u>769,000.00</u>	<u>1,500,000.00</u>	<u>.00</u>	<u>5.00</u>	<u>5.00</u>

TOTAL RECEIPTS	882,953.62	1,534,225.94	17,800.00	10,015.00	10,015.00
TOTAL AVAILABLE	7,436,236.50	7,913,040.19	6,912,650.31	6,904,865.31	10,015.00

02:29 PM

67 CAPITAL PROJECTS FUND

2023
PROPOSED
BUDGET

	2020 ACTUAL	2021 ACTUAL	2022 ACTUAL	2022 CURRENT BUDGET	2023 PROPOSED BUDGET
-----DISBURSEMENTS-----					
267 CAPITAL PROJECTS FUND					
40215 SUPPLIES	41,142.00	1,147.64	.00	100,000.00	100,000.00
40264 EQUIP. PURCHASE/LEASE	.00	.00	.00	100,000.00	100,000.00
40322 REMODELING	643,138.37	774,572.69	3,795.07	100,000.00	100,000.00
40324 BUILDING REPAIRS & IMPROVEMENT	1,337.06-	40,026.98	.00	50,000.00	50,000.00
40338 JAIL BUILDING	.00	.00	.00	50,000.00	50,000.00
40343 BUILDING CONSTRUCTION	.00	.00	.00	100,000.00	100,000.00
40356 CAPITAL IMPROVEMENTS (PARK)	75,524.10	9,552.75	54,273.02	10,000.00	10,000.00
40357 CAPITAL IMPROVEMENTS (GLFCRS)	86,313.00	50,000.00	.00	20,000.00	20,000.00
40359 CAPITAL IMPROVEMENTS (AIRPRT)	.00	.00	.00	100,000.00	100,000.00
40424 PHONE SYSTEM PURCHASE	48,434.11	.00	.00	5.00	5.00
41130 SOFTWARE PURCHASES	1,246.28	142,850.00	.00	50,000.00	50,000.00
43012 CAPITAL EQUIP. PURCHASE	162,961.45	39.82	.00	100,000.00	100,000.00
43013 NON-CAPITAL EQUIP. PURCHASE	.00	.00	.00	5.00	5.00

TOTAL DEPARTMENT	1,057,422.25	1,018,189.88	58,068.09	780,010.00	780,010.00
TOTAL EXPENDITURES FOR FUND	1,057,422.25	1,018,189.88	58,068.09	780,010.00	780,010.00
FUND TOTAL	6,378,814.25	6,894,850.31	6,854,582.22	6,124,855.31	769,995.00-

GAINES COUNTY
DEPARTMENTAL BUDGET SUMMARY BY LINE ITEM

68 TEXAS VINE GRANT FUND

02:29 PM

	2020 ACTUAL	2021 ACTUAL	2022 ACTUAL	2022 CURRENT BUDGET	2023 PROPOSED BUDGET
FUND BALANCE	.00	2,243.28	2,255.22	2,255.22	.00
-----RECEIPTS-----					
30695 GRANT REVENUE	6,728.16	8,935.06	4,466.85	4,500.00	4,500.00
32310 TRANS TO/FROM OTHER FUNDS	4,486.00	.00	.00	.00	.00

TOTAL RECEIPTS	11,214.16	8,935.06	4,466.85	4,500.00	4,500.00
TOTAL AVAILABLE	11,214.16	11,178.34	6,722.07	6,755.22	4,500.00

GAINES COUNTY
DEPARTMENTAL BUDGET SUMMARY BY LINE ITEM

68 TEXAS VINE GRANT FUND

02:29 PM

	2020 ACTUAL	2021 ACTUAL	2022 ACTUAL	2022 CURRENT BUDGET	2023 PROPOSED BUDGET
-----DISBURSEMENTS-----					
268 TEXAS VINE GRANT FUND					
40216 SERVICES & OTHER SUPPLIES	8,970.88	8,923.12	4,472.14	4,500.00	4,500.00

TOTAL DEPARTMENT	8,970.88	8,923.12	4,472.14	4,500.00	4,500.00
TOTAL EXPENDITURES FOR FUND	8,970.88	8,923.12	4,472.14	4,500.00	4,500.00
FUND TOTAL	2,243.28	2,255.22	2,249.93	2,255.22	.00